



Nauru, 2014

| Population | |
|--|--------|
| Total population* | 10 081 |
| Births | 345 |
| National Immunization Programme (NIP) target | 345 |

* United Nations, Department of Economic and Social Affairs, Population Division (2013). World Population Prospects: The 2012 Revision, CD-ROM Edition. (Medium Fertility Variant)

| Finance | |
|--|-----|
| Gross national income per capita* (US \$) | - |
| Line item in budget for vaccines | Yes |
| % of vaccines in routine immunization funded by government | |
| % of routine immunization - funded by government | |
| Eligible for GAVI support | No |

* World Health Statistics 2015

| Immunization schedule | | | |
|-----------------------|-----------------------|-----|-----|
| DTP | W6, W10, W14, M18, Y4 | BCG | B |
| DTP-Hib-HepB | W6, W10, W14 | MR | M15 |
| OPV | W6, W10, W14, M18, Y4 | | |

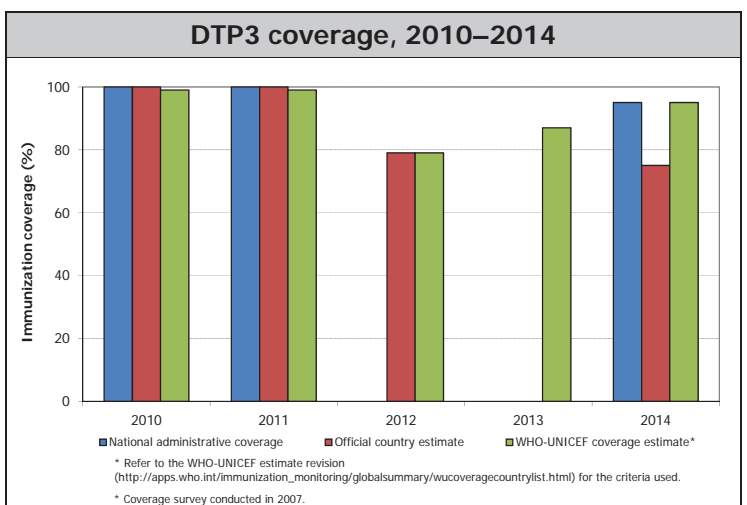
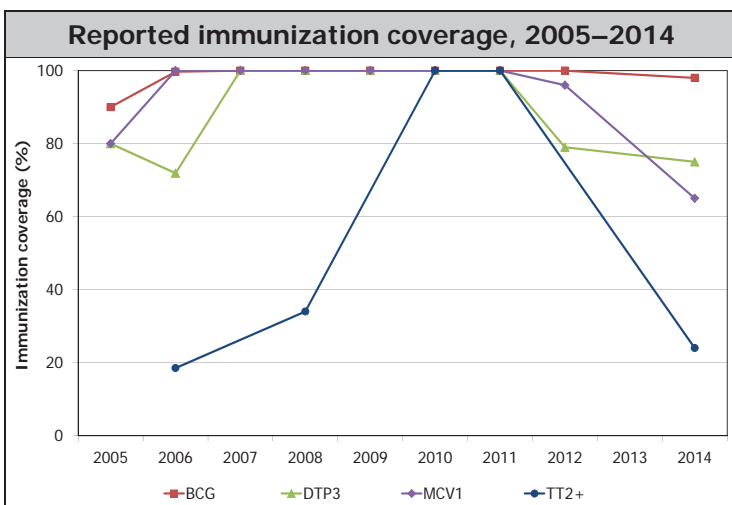
B=birth, W=week, M=month, Y=year

| GVAP and WPRO framework indicators, 2014 | |
|--|---------|
| Polio-free status sustained* | Yes |
| At least one dose of IPV introduced by end of 2015* | Yes |
| Country validated as having achieved MNT elimination* | Yes |
| Country verified for measles elimination by 2015* | No |
| Seroprevalence of chronic hepatitis B infection (HBsAg) reduced to <1% in 5 year olds by 2017* | No data |
| Rubella-containing vaccine introduced* | Yes |
| Rubella case-based data submitted to WPRO* | Yes |
| At least one new or underutilized vaccine introduced since 2010* | No |
| DTP3 national immunization coverage >95% by 2020 | 75% |
| DTP3 >90% coverage in all districts (proportion of districts with >90% coverage) | 0% |
| DTP dropout rate <5% | 6.7% |
| Increasing trend in domestic expenditure since 2010 | No data |
| NITAG established | No |

* 2015 data

NIP priority needs

1. Increase immunization coverage to 95-100%
2. Avoid vaccination stock outs
3. Regular cold chain monitoring/maintenance/reporting



Reported cases

| Year | AFP | | Measles | | Rubella | | Neonatal tetanus | | Total tetanus | | Diphtheria | | Pertussis | |
|------|--------------------|----------------------|---------|--------|---------|-----|------------------|-----|---------------|-----|------------|-----|-----------|-----|
| | Non-polio AFP rate | % adequate specimens | Cases | IR | Cases | IR | Cases | IR | Cases | IR | Cases | IR | Cases | IR |
| 2005 | 0.0 | | 0 | 0.0 | | | 0 | 0.0 | 0 | 0.0 | 0 | 0.0 | 0 | 0.0 |
| 2006 | 0.0 | | 0 | 0.0 | 0 | 0.0 | 0 | 0.0 | 0 | 0.0 | 0 | 0.0 | 0 | 0.0 |
| 2007 | 0.0 | | 0 | 0.0 | 0 | 0.0 | 0 | 0.0 | 0 | 0.0 | 0 | 0.0 | 0 | 0.0 |
| 2008 | 0.0 | | 0 | 0.0 | 0 | 0.0 | 0 | 0.0 | 0 | 0.0 | 0 | 0.0 | 0 | 0.0 |
| 2009 | 0.0 | | 0 | 0.0 | 0 | 0.0 | 0 | 0.0 | 0 | 0.0 | 0 | 0.0 | 0 | 0.0 |
| 2010 | 0.0 | | 0 | 0.0 | 0 | 0.0 | 0 | 0.0 | 0 | 0.0 | 0 | 0.0 | 0 | 0.0 |
| 2011 | 0.0 | | 0 | 0.0 | 0 | 0.0 | 0 | 0.0 | 0 | 0.0 | 0 | 0.0 | 0 | 0.0 |
| 2012 | 0.0 | | 11 | 1060.8 | | | | | | | | | | |
| 2013 | 0.0 | | | | | | | | | | | | | |
| 2014 | 0.0 | | | | | | | | | | | | | |

Non-polio AFP rate = incidence per 100 000 under 15 years; % adequate specimens = % of AFP cases with 2 specimens within 14 days of paralysis onset
IR = incidence rate: for measles and rubella, per 1 000 000 population; for neonatal tetanus, per 1000 live births; for all others, per 100 000 population. Total tetanus includes neonatal tetanus cases.
Population source: United Nations, Department of Economic and Social Affairs, Population Division: World Population Prospects



Nauru, 2014

| Planning | | Safe immunization | |
|---|----|---|----|
| Multi-year plan (MYP) | No | % districts using auto-disable syringes | |
| Annual workplan for immunization activities | | System to monitor AEFI | No |
| Includes measles elimination activities | | Number of AEFI | |
| Includes hepatitis B control activities | | Disposal methods | |
| Updated wild poliovirus importation and cVDPV response plan | | Vaccine AEFI review committee | No |
| | | Injection safety review | |

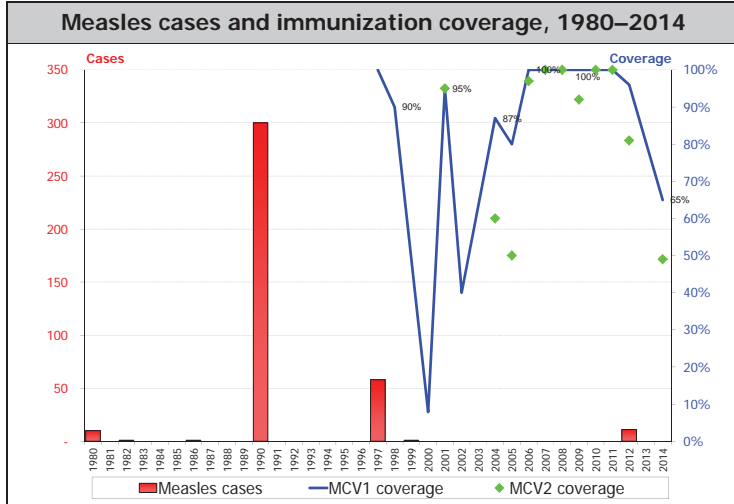
| Measles elimination | | | |
|--|---------|--|---------------------|
| Confirmed measles case rate* (per 1 million population) | 0.0 | Year of MCV1 introduction | |
| Discarded as non-measles rate* (Target: ≥ 2 per 100 000 population) | 0.0 | Year of MCV2 introduction | 2005 |
| % suspected cases with adequate specimens* (Target: $\geq 80\%$) | | Year and target population of last SIA | 2001 (12 to 59 mos) |
| Does surv system assess measles importation? (No. of imported cases) | Yes (0) | Number vaccinated (coverage achieved) | |

* Data from measles monthly country reports to WHO

| Rubella | | | |
|-----------------------------------|-----|---|----|
| Rubella-containing vaccine in NIP | Yes | Number of rubella cases (IgM positive) | |
| Is rubella notifiable? | Yes | Surveillance system for congenital rubella syndrome | No |

| Percent of under-15 year population susceptible ¹ to measles and MCV1 coverage, 1999–2014 |
|--|
| Not available |

| Measles immunity profile, 2014 |
|--------------------------------|
| Not available |



| School-based immunization | |
|---|----------------------|
| Is there a school entry requirement? | No |
| If no, do schools check immunization status at enrolment? | Yes |
| What vaccines are required/checked? | DPT/OPV (Pre-school) |
| At what school level/year? | |
| Is routine vaccination given at school? | Yes |
| If yes, is this part of a comprehensive school-health program that delivers other health interventions? | Yes |

| Coverage surveys | |
|----------------------------|--|
| Year of most recent survey | |
| Type of survey | |
| Coverage results | |

| Operational indicators for hepatitis B control program | | | |
|--|------|--|-----------|
| Year HepB vaccine first used in NIP | 1983 | Systems to monitor HepB vaccine birth dose | Hospitals |
| Year HepB3 introduced nationwide | 1983 | Systems to deliver HepB vaccine birth dose | Hospitals |
| Year HepB birth dose introduced | | No. of districts with >10% difference between DTP3-HepB3 | |
| HepB vaccine birth dose coverage within 24 hours | 98% | HepB vaccine third dose coverage | 95% |

| Surveillance for Invasive Bacterial Vaccine-preventable Disease and Rotavirus | | | | |
|---|-----------------------------|---------------------------|---|-------------------------------------|
| Disease | Type of surveillance system | Year surveillance started | Number of facilities under surveillance | Number of cases with positive tests |
| Rotavirus diarrhea | Nationwide | | 0 | |
| Bacterial meningitis | Nationwide | | | |
| Bacterial pneumonia | Nationwide | | | |