



# Cook Islands, 2014

Population	
Total population*	20 732
Births	238
National Immunization Programme (NIP) target	238

\* United Nations, Department of Economic and Social Affairs, Population Division (2013). World Population Prospects: The 2012 Revision, CD-ROM Edition. (Medium Fertility Variant)

Finance	
Gross national income per capita* (US \$)	
Line item in budget for vaccines	Yes
% of vaccines in routine immunization funded by government	
% of routine immunization - funded by government	
Eligible for GAVI support	No

\* World Health Statistics 2015

Immunization schedule			
BCG	B	HepB	B
DTP	Y4	OPV	W6, M3, M5, Y4
DTP-Hib-HepB	W6, M3, M5	MMR	M15, Y4
TT	Y11	HPV	Y9

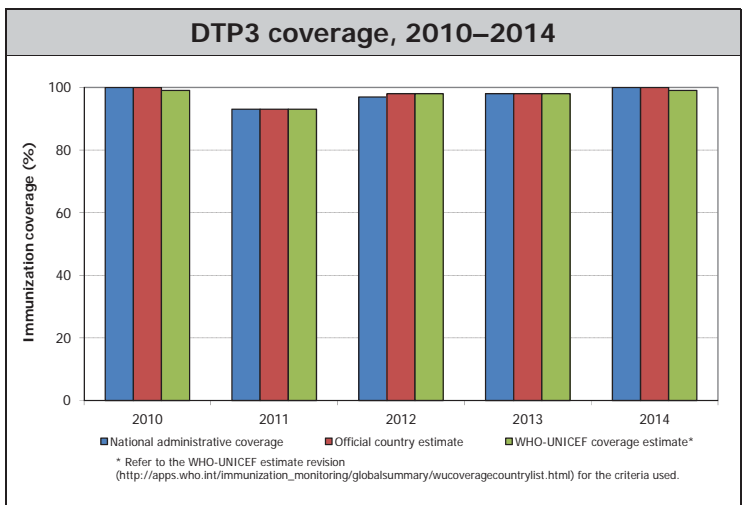
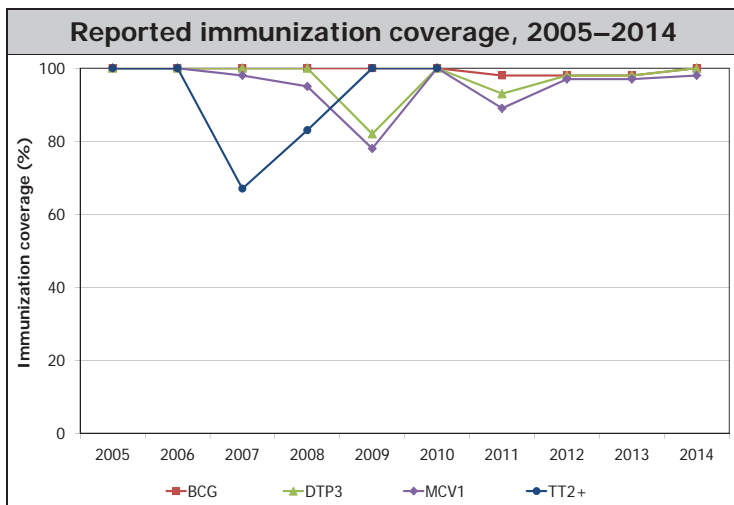
B=birth, W=week, M=month, Y=year

GVAP and WPRO framework indicators, 2014	
Polio-free status sustained*	Yes
At least one dose of IPV introduced by end of 2015*	Yes
Country validated as having achieved MNT elimination*	Yes
Country verified for measles elimination by 2015*	No
Seroprevalence of chronic hepatitis B infection (HBsAg) reduced to <1% in 5 year olds by 2017*	0% (2012)
Rubella-containing vaccine introduced*	Yes
Rubella case-based data submitted to WPRO*	Yes
At least one new or underutilized vaccine introduced since 2010*	Yes
DTP3 national immunization coverage >95% by 2020	100%
DTP3 >90% coverage in all districts (proportion of districts with >90% coverage)	100%
DTP dropout rate <5%	0%
Increasing trend in domestic expenditure since 2010	No data
NITAG established	No

\* 2015 data

## NIP priority needs

- To improve child survival and health by controlling or eliminating targeted vaccine preventable diseases in the National Immunization Program
- To provide vaccines in the National Immunization Program free of charge for the target population
- To immunize all infants and children against the following 11 diseases — tuberculosis, Hepatitis B, Diphtheria, Pertussis, Tetanus, Polio, Haemophilus Influenza Type b (Hib), Measles, Mumps, Rubella and Human Papilloma Virus



Reported cases														
Year	AFP		Measles		Rubella		Neonatal tetanus		Total tetanus		Diphtheria		Pertussis	
	Non-polio AFP rate	% adequate specimens	Cases	IR	Cases	IR	Cases	IR	Cases	IR	Cases	IR	Cases	IR
2005	0.0		0	0.0	0	0.0	0	0.0	0	0.0	0	0.0	0	0.0
2006	0.0		6	306.6	0	0.0	0	0.0	0	0.0	0	0.0	0	0.0
2007	0.0		1	51.1	0	0.0	0	0.0	0	0.0	0	0.0	0	0.0
2008	0.0		0	0.0	0	0.0	0	0.0	0	0.0	0	0.0	0	0.0
2009	0.0		0	0.0	0	0.0	0	0.0	0	0.0	0	0.0	0	0.0
2010	0.0		0	0.0	0	0.0	0	0.0	0	0.0	0	0.0	0	0.0
2011	0.0		0	0.0	0	0.0	0	0.0	0	0.0	0	0.0	0	0.0
2012	0.0		0	0.0	0	0.0	0	0.0	0	0.0	0	0.0	0	0.0
2013	0.0													
2014	0.0		0	0.0	0	0.0	0	0.0	0	0.0	0	0.0	0	0.0

Non-polio AFP rate = incidence per 100 000 under 15 years; % adequate specimens = % of AFP cases with 2 specimens within 14 days of paralysis onset  
 IR = incidence rate: for measles and rubella, per 1 000 000 population; for neonatal tetanus, per 1000 live births; for all others, per 100 000 population. Total tetanus includes neonatal tetanus cases.  
 Population source: United Nations, Department of Economic and Social Affairs, Population Division: World Population Prospects



# Cook Islands, 2014

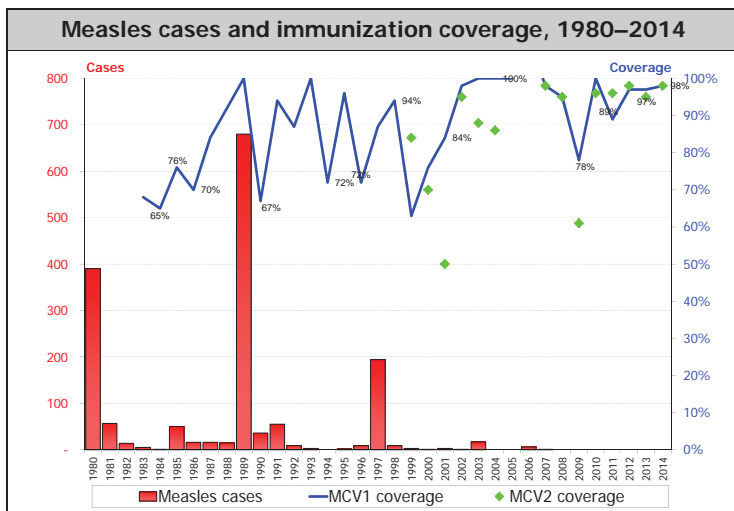
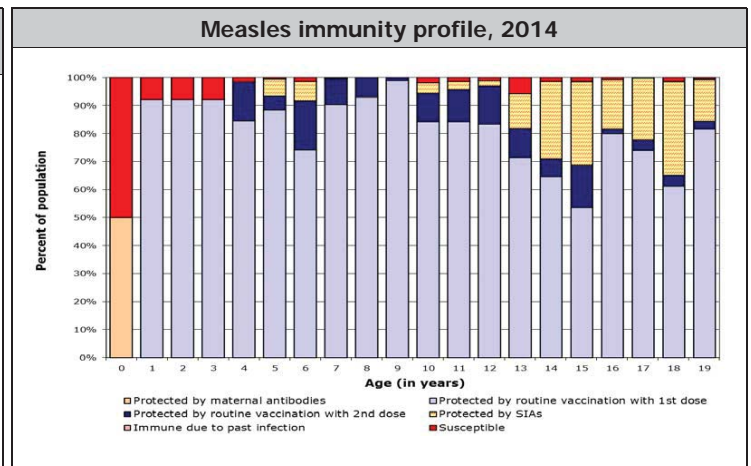
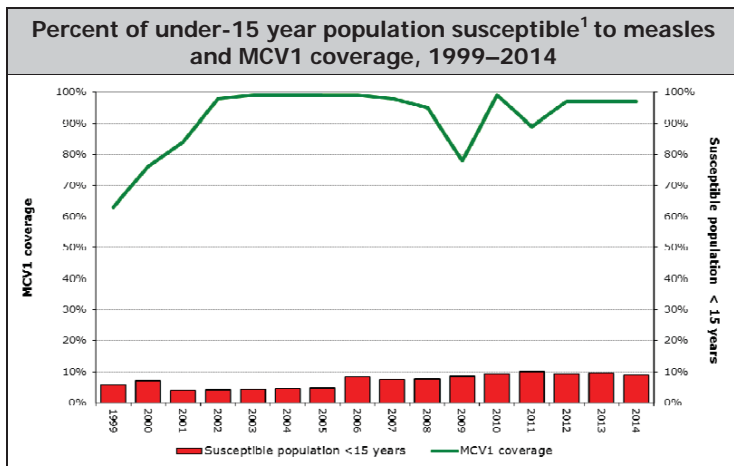
Planning	
Multi-year plan (MYP)	No
Annual workplan for immunization activities	
Includes measles elimination activities	
Includes hepatitis B control activities	
Updated wild poliovirus importation and cVDPV response plan	

Safe immunization	
% districts using auto-disable syringes	100%
System to monitor AEFI	Yes
Number of AEFI	0
Disposal methods	Incineration, open burning, burial
Vaccine AEFI review committee	Yes
Injection safety review	Subnational

Measles elimination			
Confirmed measles case rate* (per 1 million population)	0.0	Year of MCV1 introduction	1982
Discarded as non-measles rate* (Target: $\geq 2$ per 100 000 population)	0.0	Year of MCV2 introduction	1982
% suspected cases with adequate specimens* (Target: $\geq 80\%$ )		Year and target population of last SIA	2007 (1 to 35 yrs)
Does surv system assess measles importation? (No. of imported cases)	Yes (0)	Number vaccinated (coverage achieved)	570 (96%)

\* Data from measles monthly country reports to WHO

Rubella			
Rubella-containing vaccine in NIP	Yes	Number of rubella cases (IgM positive)	0
Is rubella notifiable?	No	Surveillance system for congenital rubella syndrome	No



School-based immunization	
Is there a school entry requirement?	Yes
If no, do schools check immunization status at enrolment?	
What vaccines are required/checked?	DTP, Polio, MMR, HPV, TT (Y4, Y9, Y11)
At what school level/year?	
Is routine vaccination given at school?	Yes
If yes, is this part of a comprehensive school-health program that delivers other health interventions?	Yes

Coverage surveys	
Year of most recent survey	
Type of survey	
Coverage results	

Operational indicators for hepatitis B control program			
Year HepB vaccine first used in NIP	1989	Systems to monitor HepB vaccine birth dose	Hospitals
Year HepB3 introduced nationwide	1989	Systems to deliver HepB vaccine birth dose	Hospitals
Year HepB birth dose introduced		No. of districts with >10% difference between DTP3-HepB3	
HepB vaccine birth dose coverage within 24 hours	100%	HepB vaccine third dose coverage	100%

Surveillance for Invasive Bacterial Vaccine-preventable Disease and Rotavirus				
Disease	Type of surveillance system	Year surveillance started	Number of facilities under surveillance	Number of cases with positive tests
Rotavirus diarrhea				
Bacterial meningitis				
Bacterial pneumonia				

**Note:** Unless otherwise specified, data are from the WHO/UNICEF Joint Reporting Forms (JRF) for Immunization