

Western Pacific Region Hand, Foot and Mouth Disease (HFMD) Surveillance Summary

This surveillance summary includes information from countries and areas where transmission of Hand, Foot and Mouth Disease (HFMD) occur and case counts are routinely reported.

Countries in the temperate zone

China (no updates)

Between 1 and 31 January 2018, a total of 34,800 cases of HFMD and three deaths were reported in China (Figure 1).

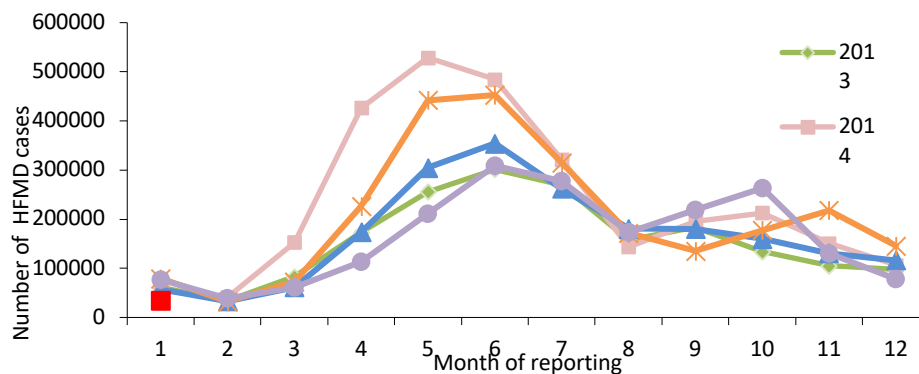


Figure 1. HFMD cases reported monthly 2013-2018
National Health and Family Planning Commission, China

Japan

The number of HFMD cases reported in week 9 of 2018 was 380. From 1 January to 7 March 2018, there have been a total of 4,649 HFMD cases reported, consistent with seasonal trends of the same period observed between 2013 and 2017 (Figure 2).

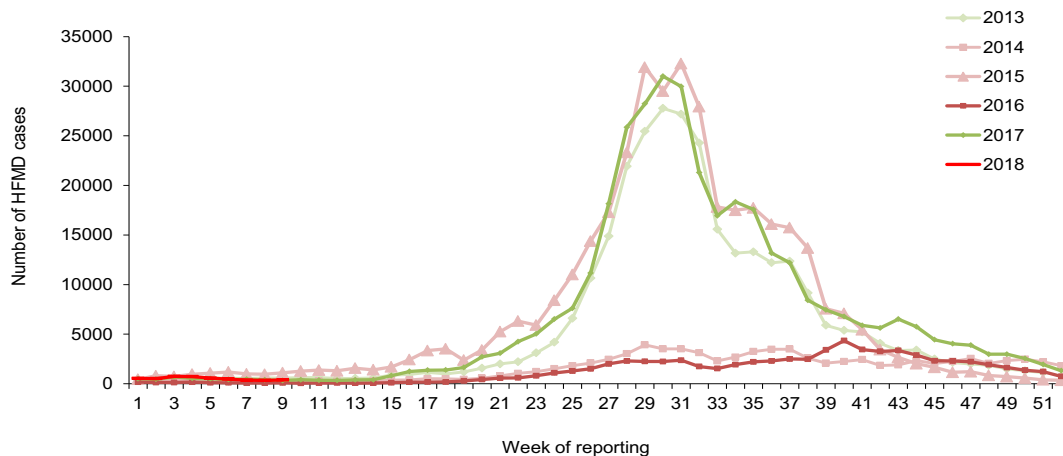


Figure 2. HFMD cases reported weekly from sentinel sites, 2013-2018
National Institute of Infectious Diseases, Japan

Republic of Korea

In week 9 of 2018, there were 0.3 HFMD cases per 1,000 consultations at sentinel sites. This follows seasonal trends of the same period observed between 2013 and 2017 (Figure 3).

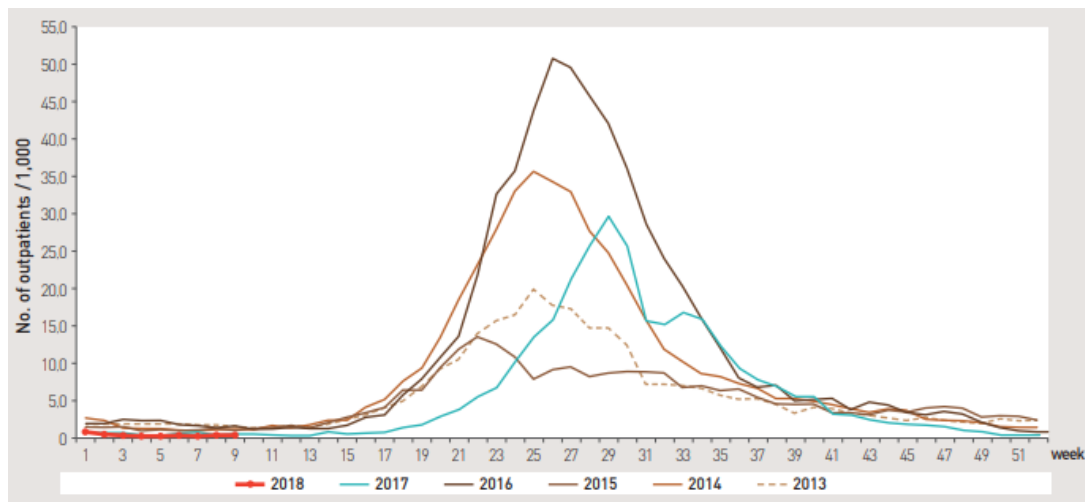


Figure 3. HFMD cases per 1,000 consultations reported weekly by sentinel sites from 2013-2018, Korea Centres for Disease Control and Prevention, Republic of Korea

Hong Kong SAR, China

In week 9, one HFMD case was reported from sentinel hospital sites. A total of 21 cases have been reported in 2018 (Figure 4).

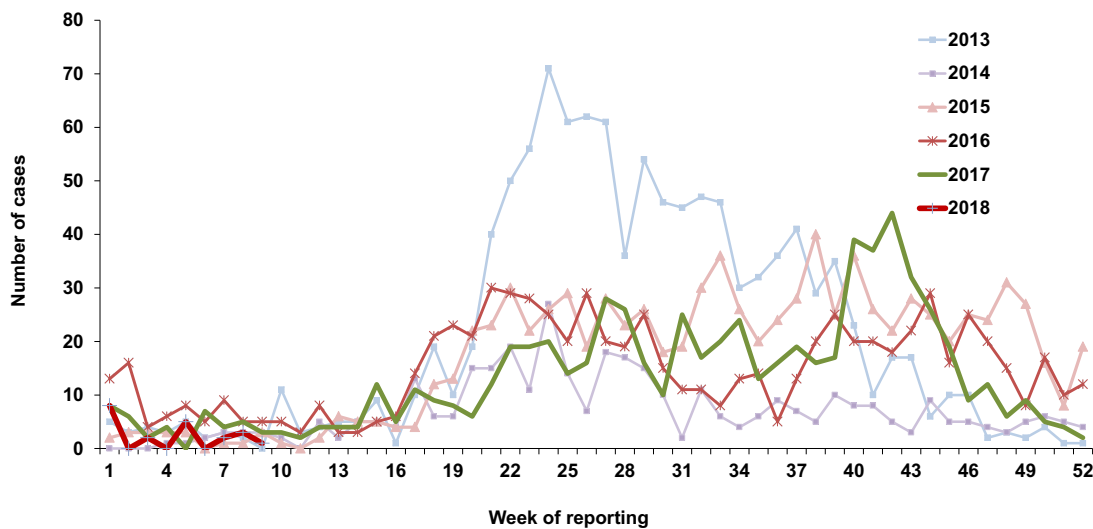


Figure 4. HFMD hospital admissions reported weekly by sentinel sites 2013-2018, Hong Kong Centre for Health Protection, China

Macao SAR, China (no updates)

There were 3 cases of HFMD reported in week 7, 2018. A cumulative total of 183 HFMD cases have been reported in Macao SAR since the start of 2018, consistent with the 2012-2016 average (Figure 5).

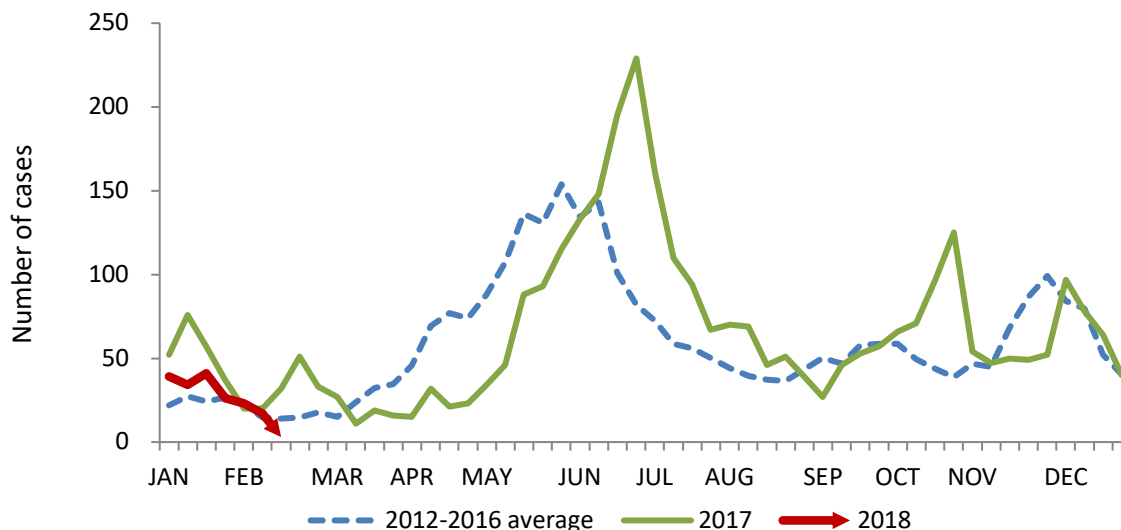


Figure 5. HFMD cases reported weekly from 2012-2018, Macau Centre for Disease Control and Prevention, China

Singapore

In week 9, 2018, there were 780 cases of HFMD reported. The number of HFMD cases is similar to the number of reported cases during the same period in previous years (Figure 6).

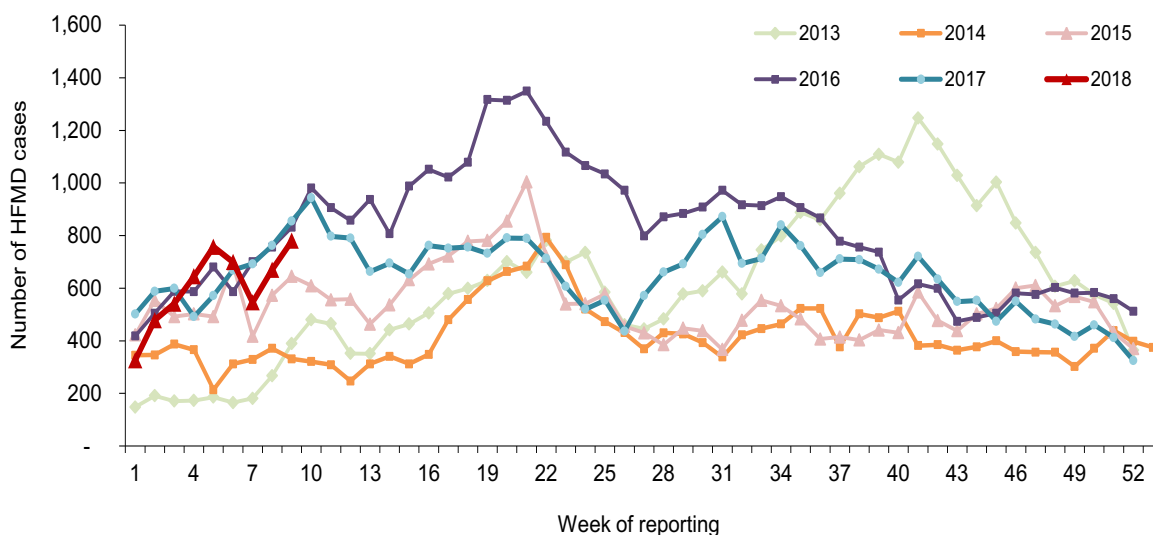


Figure 6. HFMD cases reported weekly from 2013-2018, Ministry of Health, Singapore

Viet Nam

From surveillance conducted in 59 provinces, the number of HFMD cases reported in week 9 was 422. Of these, 253 hospitalized and no deaths were reported (Figure 7). Cumulatively, the number of HFMD cases for 2018 is 4,097 cases, of which 2,194 were hospitalized with no deaths reported. Compared to the same period of 2017, the number of cases reported has decreased by 35%, the number of hospital admission cases decreased by 46%.

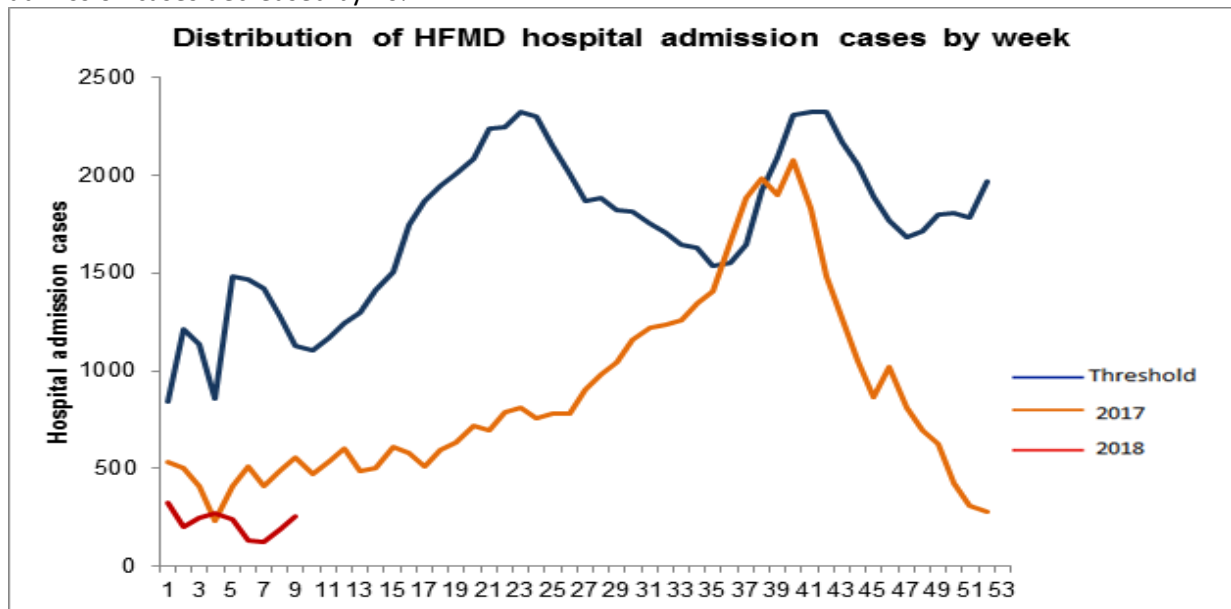


Figure 7. HFMD hospital admissions reported weekly 2017-2018, General Department of Preventive Medicine, Ministry of Health, Viet Nam