

Update on the dengue situation in the Western Pacific Region

Northern Hemisphere

China (No new update)

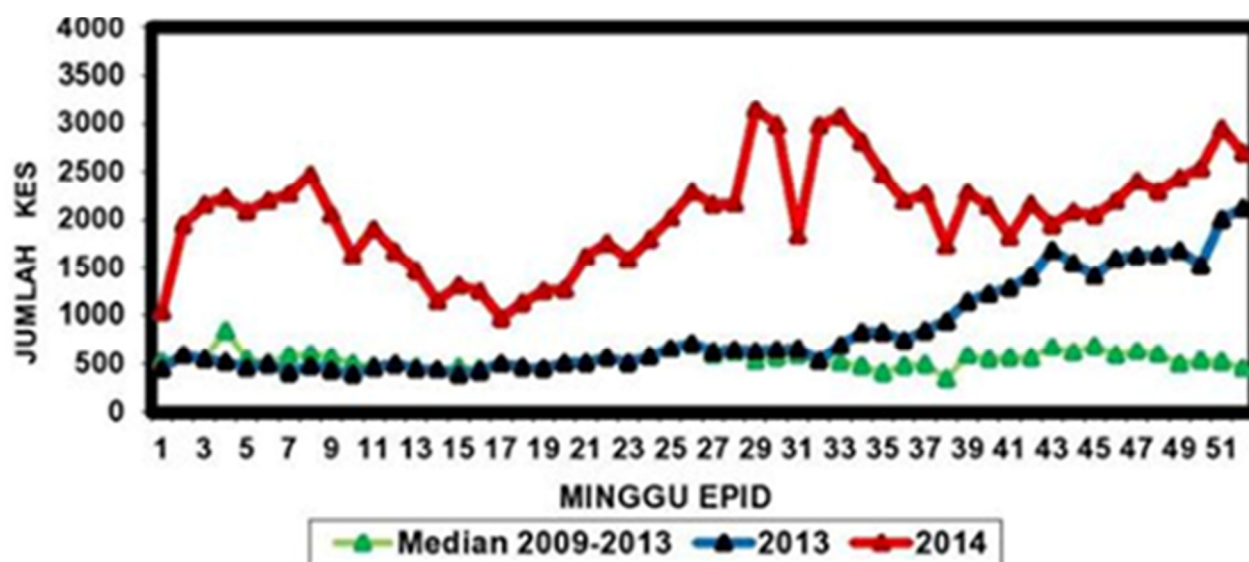
From 9 to 15 December 2014, Guangdong Province reported 44 new cases of laboratory-confirmed and clinically diagnosed dengue, 42.1% fewer than the number of cases reported in the previous week (76 cases). As of 15 December, the province reported 45,171 laboratory-confirmed and clinical cases of dengue from 20 cities. Cases were distributed as follows: Guangzhou (37,354 cases), Foshan (3542 cases), Zhongshan (679 cases), Jiangmen (595 cases), Zhuhai (505 cases), Shenzhen (450 cases), Qingyuan (297 cases), Yangjiang (294 cases), Dongguan (287 cases), Zhaoqing (277 cases), Shantou (246 cases), Zhanjiang (230 cases), Chaozhou (135 cases), Maoming (96 cases), Jieyang (85 cases), Huizhou (37 cases), Heyuan (27 cases), Shaoguan (15 cases), Yunfu (12 cases), Shanwei (8 cases). Cumulative deaths reported were 6 (including 5 cases in Guangzhou and 1 in Foshan). Currently 55 cases are still hospitalized and 18,949 cases have recovered and have been discharged. The outbreak is nearing the end and expected to be over by the end of December.

Link: (<http://www.gdwst.gov.cn/a/yiqingxx/2014121512665.html>)

Malaysia

As of 31 December 2014, the number of dengue cases in Malaysia is still higher than for the same period in 2013. This is 151% increase compared to 2013.

- Cumulative number of reported cases: 108,698
- Cumulative number of deaths reported: 215

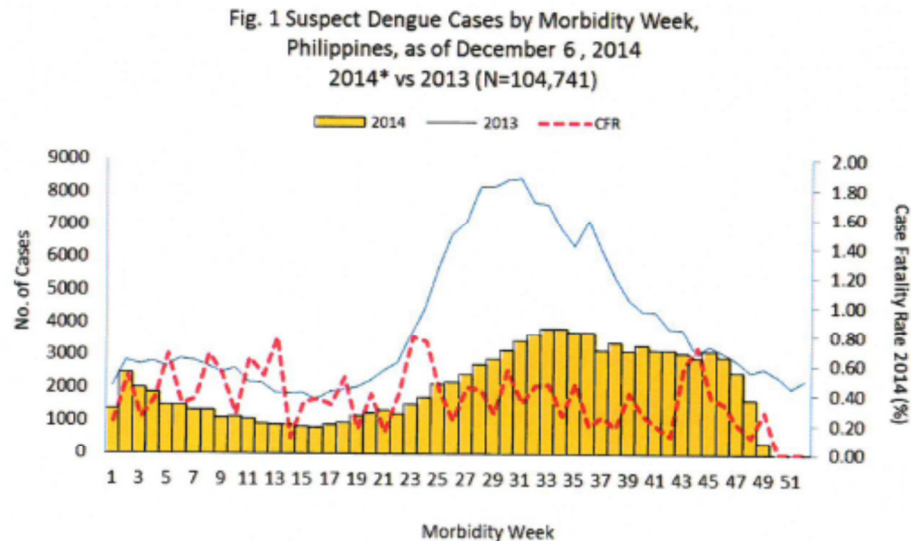


Graph 1: Number of dengue cases by week, Department of Health, Malaysia

Philippines

As of 6 December 2014, the total number of cases reported in Philippines follows seasonal pattern, showing a decreasing trend since week 33. The number of reported cases is 47.2% lower than for the same period last year. (Graph 2)

- Cumulative number of reported cases: 104,741
- Cumulative number of deaths reported: 399



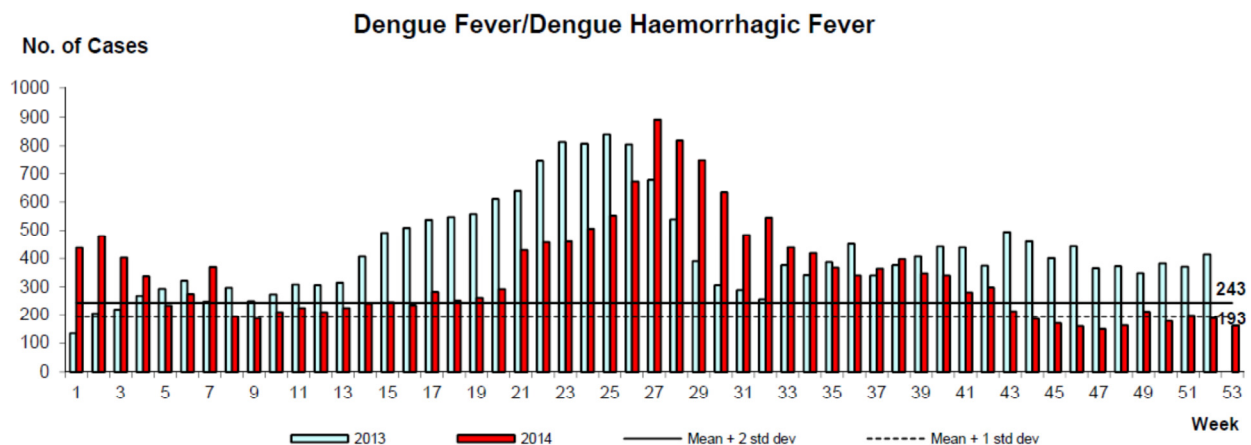
Graph 2: Number of dengue cases by week, Department of Health, National Epidemiology Center, Philippines

Singapore

The total number of reported dengue cases shows a marked seasonal pattern. The number of cases declined gradually from week 38 to week 47, however since week 48, the number of cases have fluctuated with a slight increase. (Graph 3)

Cumulative cases reported until 3 January 2015.

- Cumulative number of reported cases: 18,318
- Cumulative number of deaths: 4 (no update available)



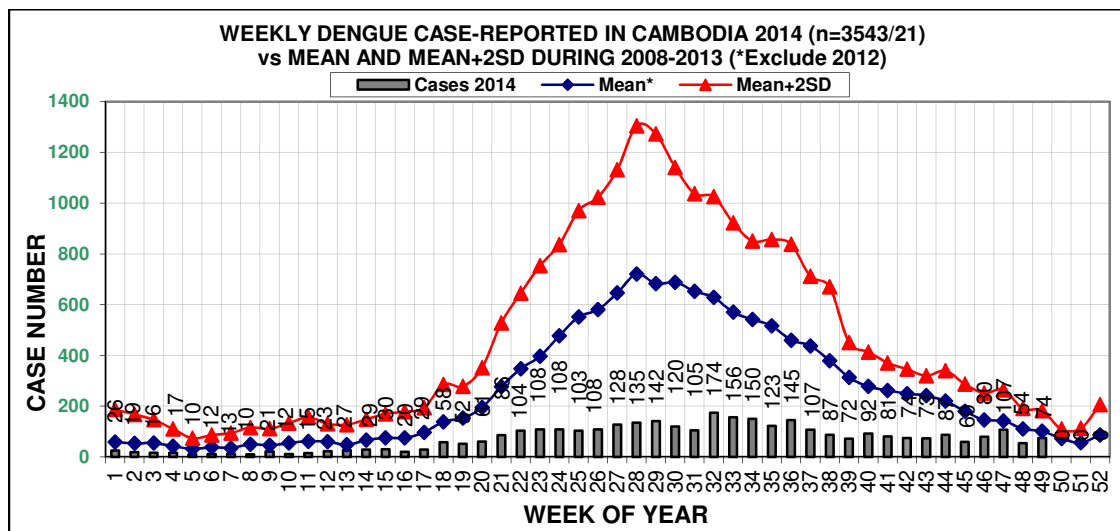
Graph 3: Number of dengue cases per week, Communicable Disease Division, Ministry of Health Singapore

Mekong area

Cambodia (No new update)

Cambodia has experienced a relatively stable number of new cases reported per week as of 2 December, (Graph 4). Cambodia continues to experience much lower number of cases since 2008 (data for 2012 are excluded). As of 20 November 2014, cumulative case and death is as below.

- Cumulative cases reported 2014: 3,543
- Cumulative deaths reported 2014: 21

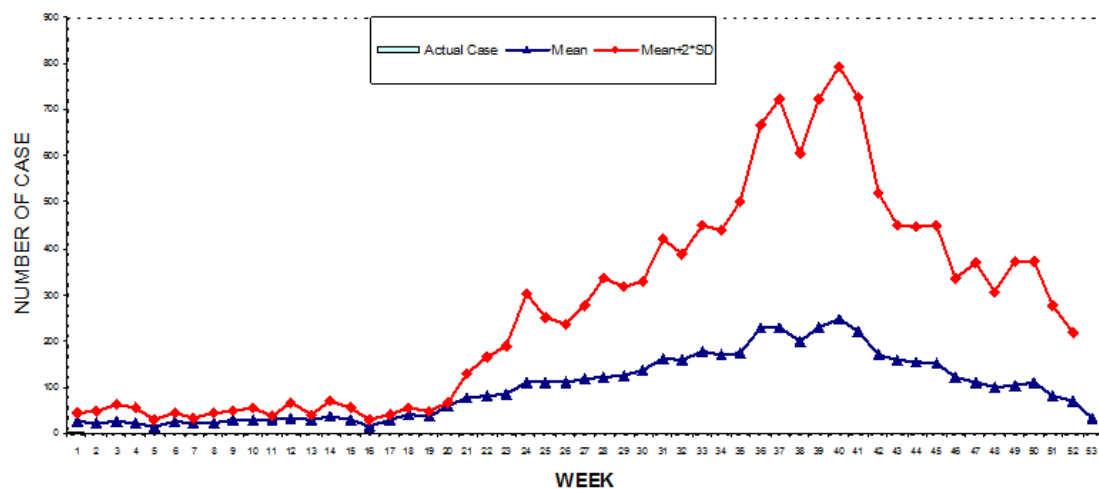


Graph 4: Comparative annual data of dengue cases by month, Ministry of Health Cambodia

Lao PDR

The total notifications for week 1(27/12/2014-2/1/2015), 2015 are 2 cases (Graph 5).

- Cumulative cases reported 2014: 1,716
- Cumulative deaths reported 2014: 0

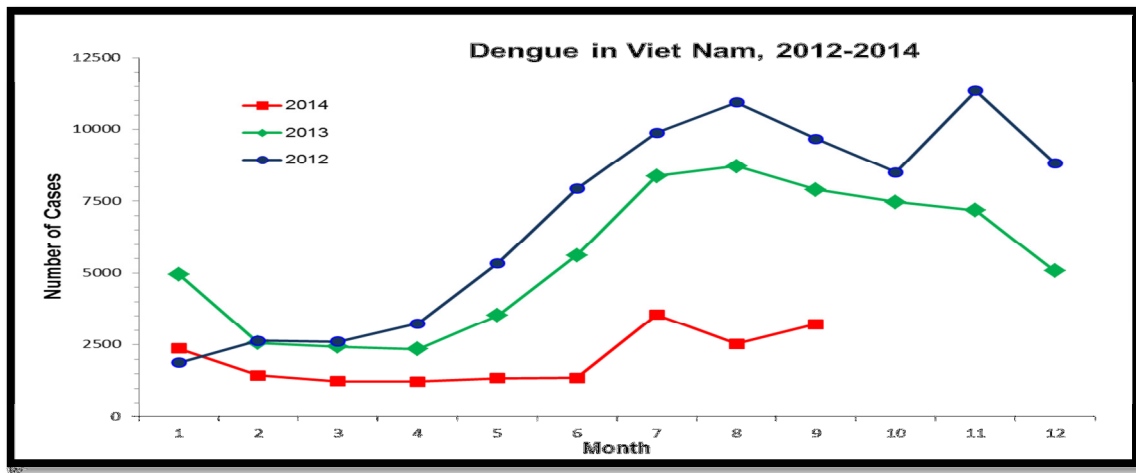


Graph 5: Number of cases per week, National Center for Laboratory and Epidemiology, MoH

Viet Nam (No new update)

There were 3,215 dengue cases and 1 death in September. As of 30 September, there have been 17,766 cases and 17 deaths. In comparison with the same period of 2013 (46,408 cases and 30 deaths), the number of cases decreased by 61.7% and deaths decreased by 43.3%. (Graph 6)

- Cumulative cases reported 2014: 17,766
- Cumulative deaths reported 2014: 17



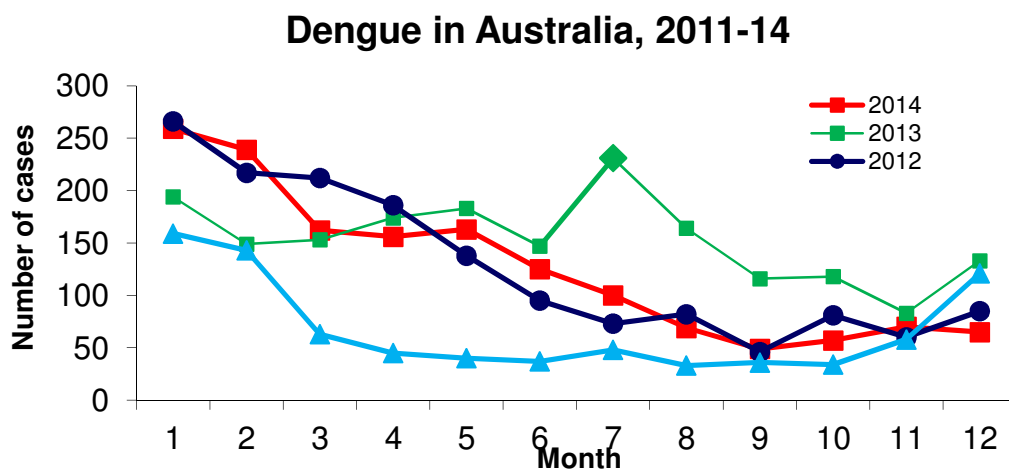
Graph 6: Number of reported dengue cases 2012-2014, Viet Nam

Southern Hemisphere

Australia

As of September, the monthly number of cases reported in Australia has shown a decreasing trend since January. However since October, the number of cases has fluctuated with a slight increase. (Graph 7)

- Cumulative of cases reported 2014: 1,514
- Cumulative of deaths reported 2014: NA



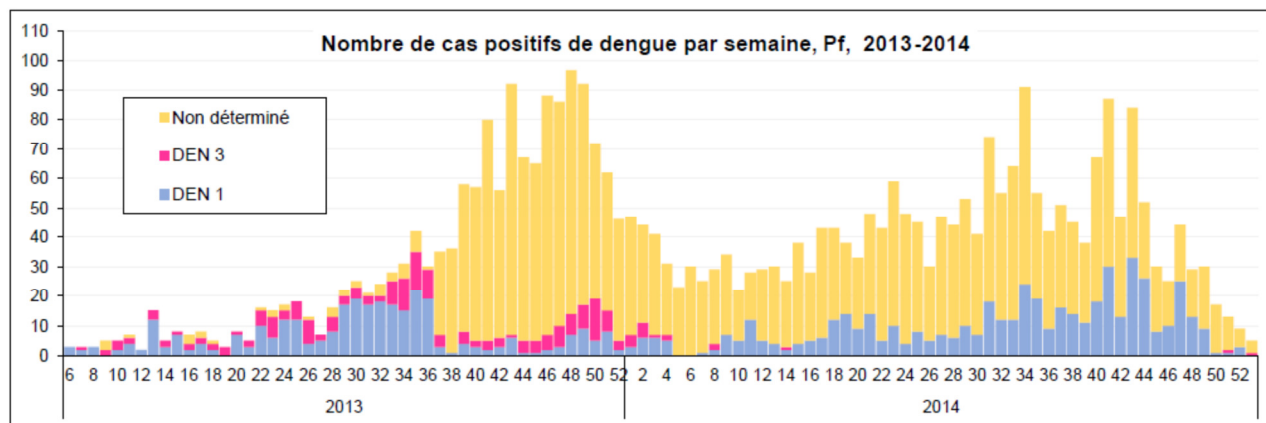
Graph 7: Number of reported dengue cases 2011-2014, Department of Health, Australia

Pacific Islands

French Polynesia

The weekly number of reported cases is decreasing, with 14 cases confirmed in the week 52, 2014 and the week one, 2015. Three cases positive PCR for DENV1 and one positive PCR for DENV3 in Raivavae (Austral).

To date, the number of hospitalizations reported in December, 2014 is 10 including 3 severe (Graph 8).



Graph 8: Number of positive cases of dengue per week, 2013-2014, Centre for Occupational Health And Public Safety, French Polynesia