

Update on the Dengue situation in the Western Pacific Region

Northern Hemisphere

Cambodia

As of 22 August 2017, a total of 1,838 suspected dengue cases were reported in 2017. The total number of reported dengue cases including dengue haemorrhagic fever and dengue shock syndrome was lower than the 3 year-threshold of the same period from 2014-2016 (Figure 1).

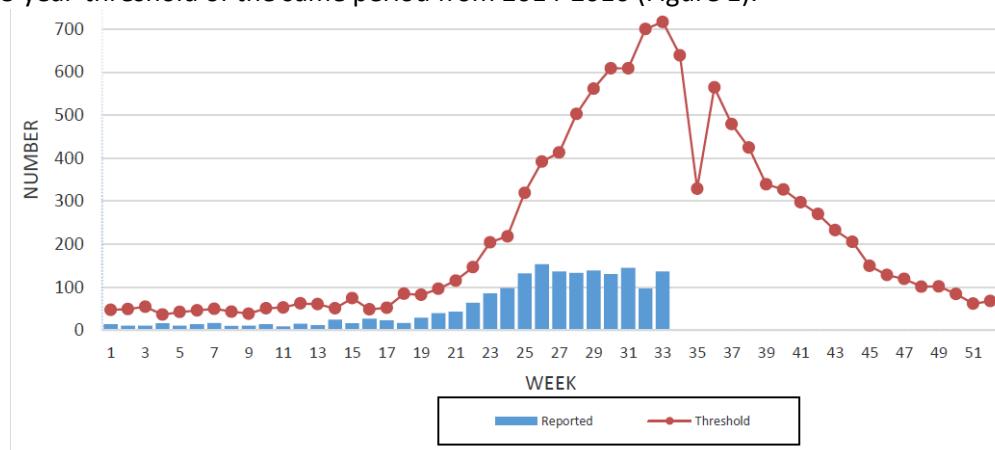


Figure 1: Number of cases of Dengue fever, Dengue haemorrhagic fever, and Dengue shock syndrome Reported by week in 2017 and threshold, Ministry of Health, Cambodia

China (no update)

As of 31 July, there were 503 cases of dengue reported in China in 2017. This number is higher than that reported during the same period since 2012 (Figure 2) but follows historical trend.

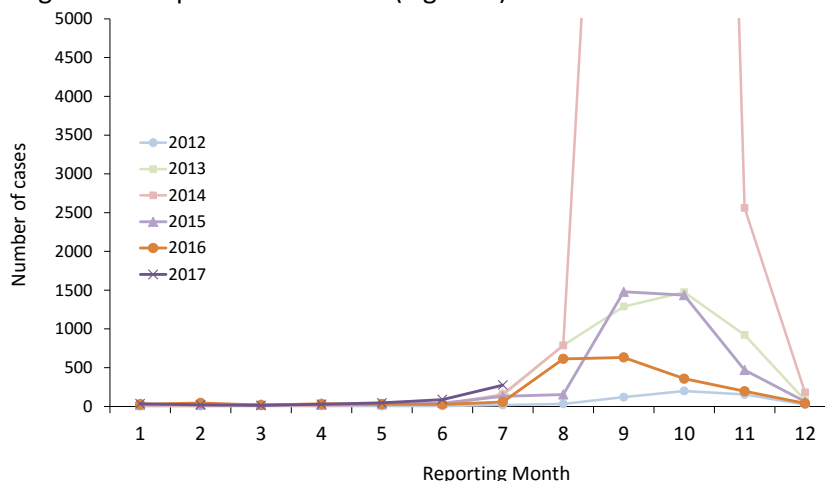


Figure 2: Number of Dengue cases per month, China 2012-2017
National Health and Family Planning Commission, China

Lao PDR

As of 18 August, there were 6,730 cases of dengue with 10 deaths reported in Lao PDR in 2017, with 492 cases reported in epi week 33. Dengue activity is high with the number of reported cases this year exceeding the epidemic alert threshold (mean+2SD) (Figure 3).

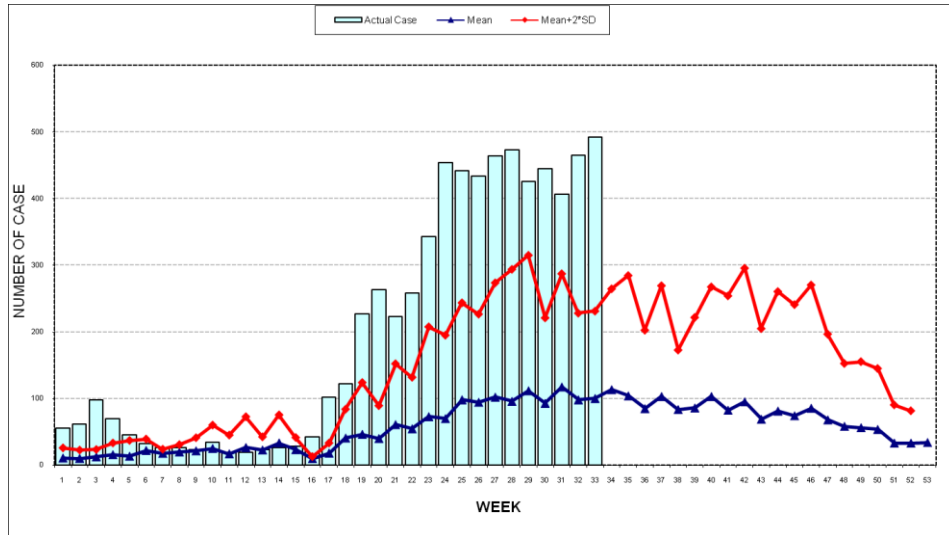


Figure 3: Number of Dengue cases per week, 2017
National Center for Laboratory and Epidemiology, Ministry of Health, Lao PDR

Malaysia

In week 33, 2017 (from 13 July to 19 August 2017), 1,672 dengue cases were reported, a decrease of 12.0% compared to week 32 (Figure 4). As of week 33, the cumulative number of dengue cases in 2017 was 63,092 with 146 deaths compared to 71,590 cases with 162 deaths during the same period in 2016.

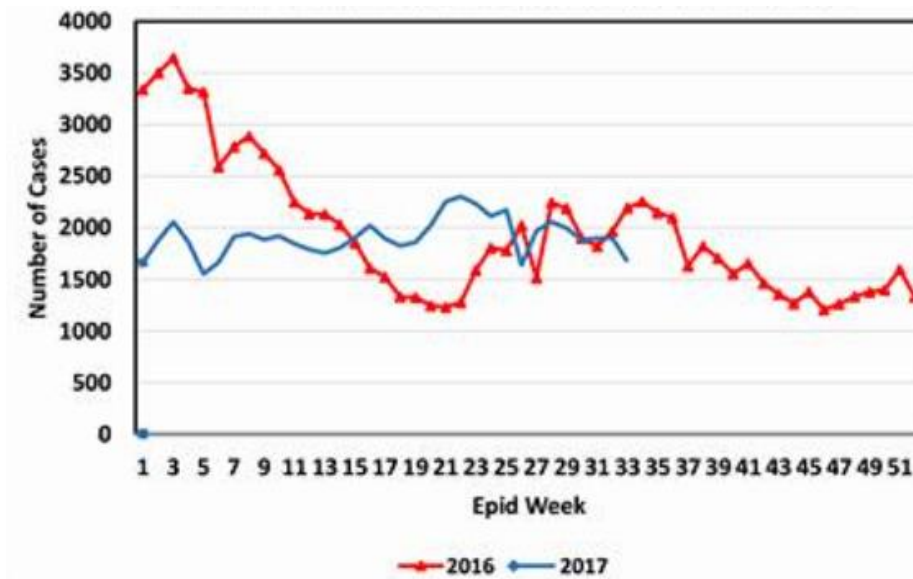


Figure 4: Weekly Dengue trends in Malaysia, 2016-17 (Department of Health, Malaysia)

Philippines

A total of 58,598 dengue cases were reported nationwide from January 1 to August 5, 2017. This number is 43.8% lower (104,211) than that for the same period in 2016 (Figure 5).

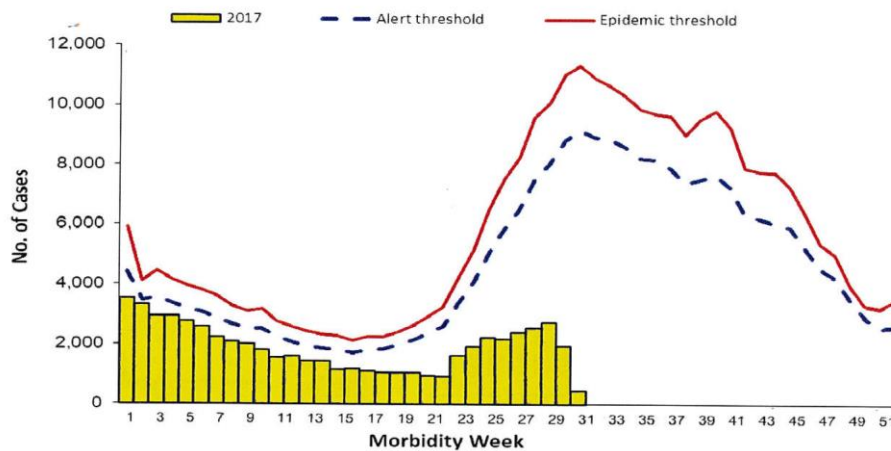


Figure 5: Number of Dengue cases per morbidity week in 2017, Philippine Integrated Diseases Surveillance and Response, Public Health Surveillance Division, MOH, Philippines

Singapore

As of 19 August 2017, there were 1,845 dengue cases reported in Singapore since January 2017. This is lower than the number of reported cases during the same period since 2013. During week 33, there were 56 cases reported and the number of reported cases in 2017 remains lower than those reported for the same time period in the previous 5 years (Figure 6).

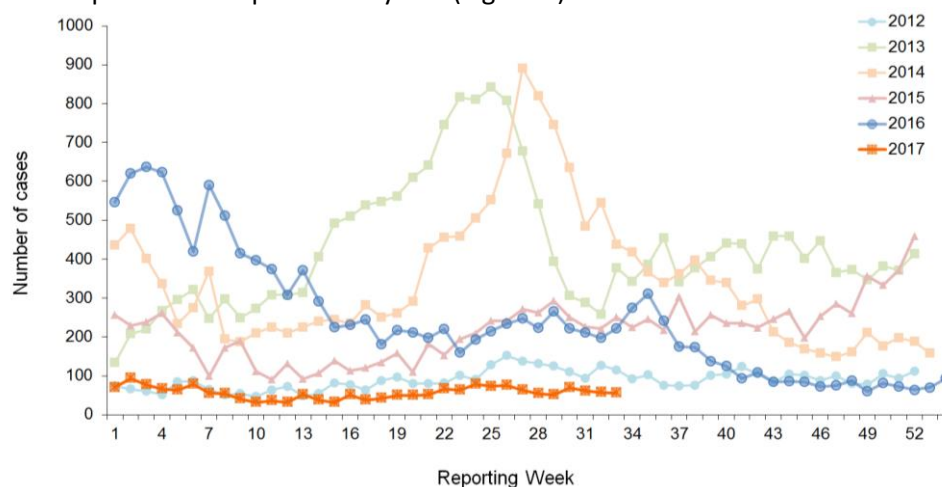


Figure 6 Number of Dengue cases per week, 2012-2017 Communicable Diseases Division, Ministry of Health, Singapore

Viet Nam

As of 13 August 2017, there were 90,626 cases of dengue reported in Viet Nam including 24 deaths. Compared to the same period in 2016, the cumulative number of cases increased by 67.8% and the number of deaths increased by seven. Although majority of cases reported remain from the South (52.8%), a sharp increase in the number of cases has been observed in the North (almost 25 times compared to the same period last year), especially from Ha Noi with approximately 17,365 cases.

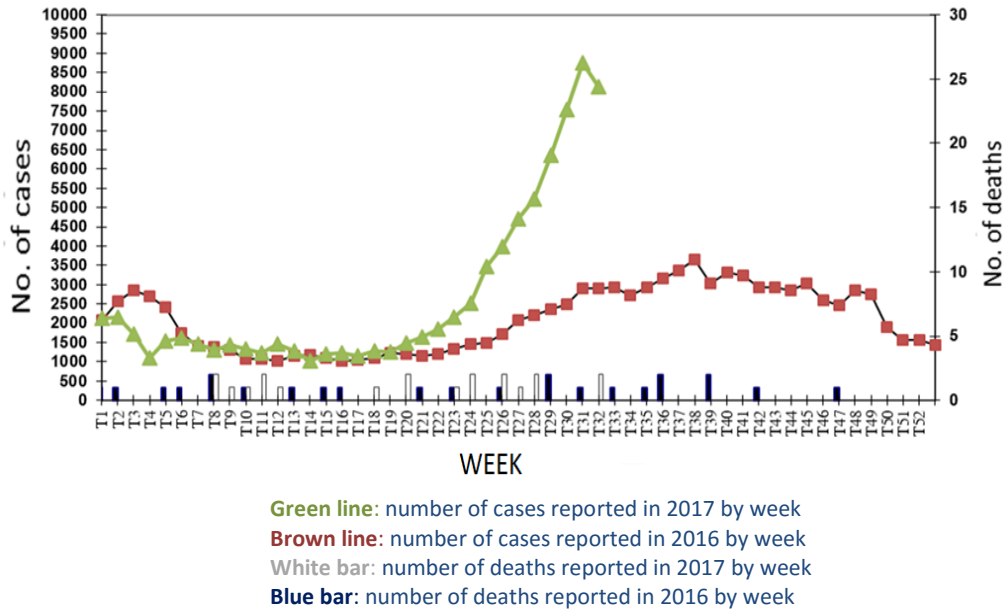


Figure 7: Number of dengue cases reported by month in 2017 compared to 2016
 General Department of Preventative Medicine, Ministry of Health, Viet Nam

Southern Hemisphere

Australia

As of 29 August, there were 723 laboratory-confirmed dengue cases reported in Australia in 2017. The number of cases reported is lower than that reported during the same period in the previous years (2012-2016) (Figure 8).

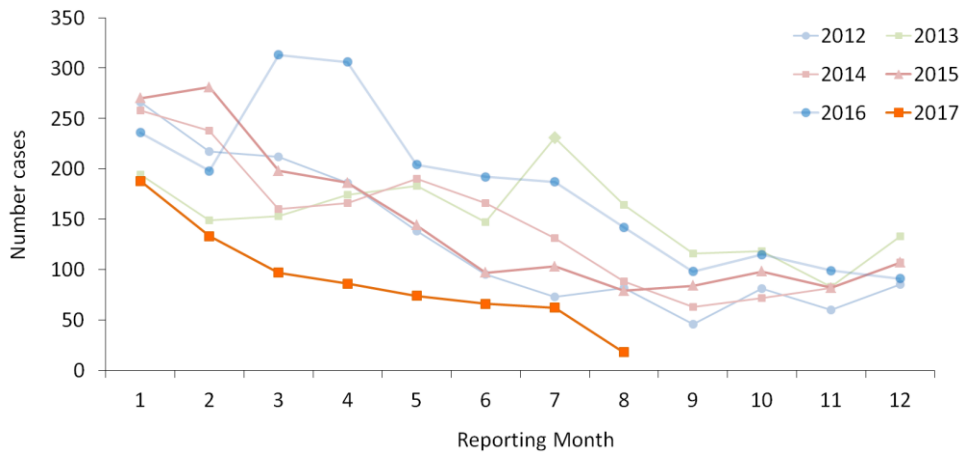


Figure 8: Number of reported laboratory-confirmed Dengue cases per month, 2012-2017
 Department of Health, Australia

Pacific Islands Countries and Areas

French Polynesia

Between week 31 and 32, there were 22 confirmed cases reported. Among these, 17 cases (77%) were confirmed as DENV-1 infection and 11 cases (50%) were children under 15 years of age.

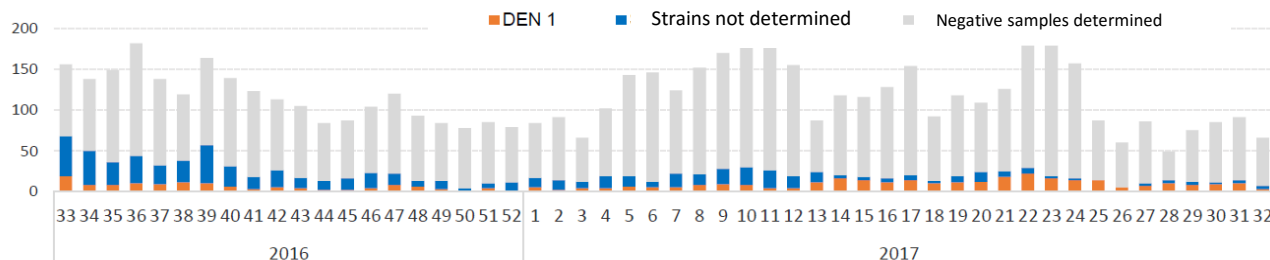


Figure 9: Number of samples and confirmed cases of dengue per week (all laboratories), 2016-17
Centre for Occupational Health and Public Safety, French Polynesia

New Caledonia

As of Aug 28, 2017, 4,484 dengue cases were reported in 2017. There is downward trend in the number of reported cases since week 16 (Figure 10).

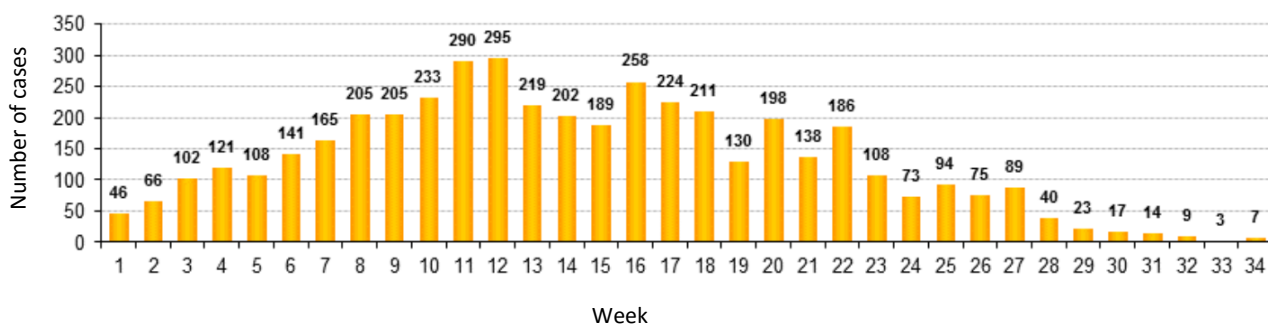


Figure 10: Number of laboratory-confirmed cases for dengue per week in 2017,
Department of Health and Social Affairs, New Caledonia