

Update on the Dengue situation in the Western Pacific Region

Northern Hemisphere

Cambodia

As of 25 July 2017, a total of 1,328 suspected dengue fever cases were reported in 2017. The total number of reported dengue cases including dengue haemorrhagic fever and dengue shock syndrome was lower than the 3 year-threshold of the same period from 2014-2016 (Figure 1).

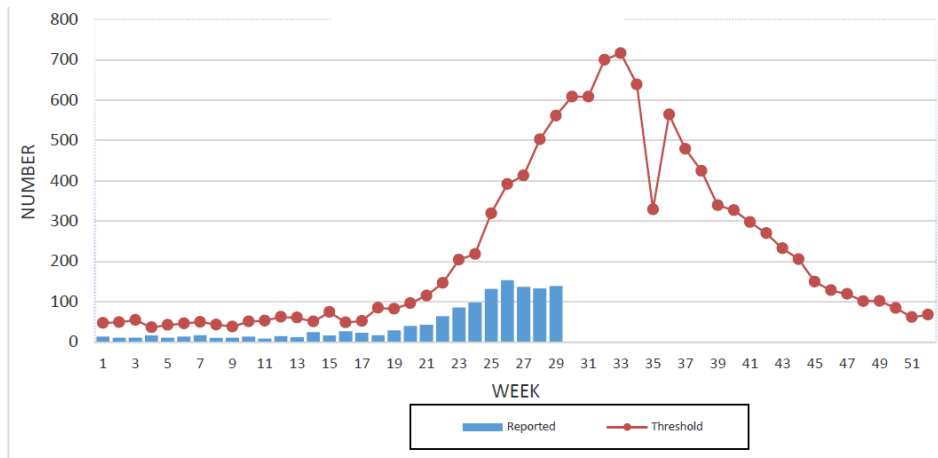


Figure 1: Number of cases of Dengue fever, Dengue haemorrhagic fever, and Dengue shock syndrome Reported by week in 2017 and threshold, Ministry of Health, Cambodia

China (no updates)

As of 30 June, there were 228 cases of dengue reported in China in 2017. This number is slightly lower than that reported during the same period in 2016 (Figure 2).

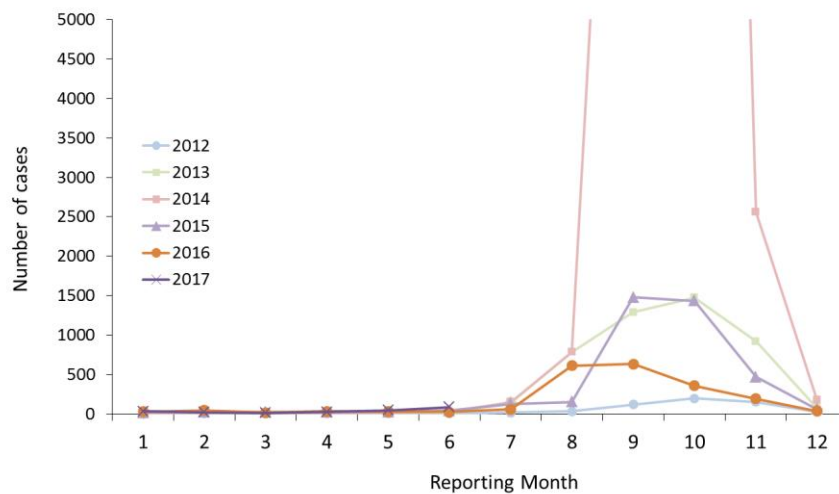


Figure 2: Number of Dengue cases per month, China 2012-2017
National Health and Family Planning Commission, China

Lao PDR

As of 21 July, there were 4,859 cases of dengue with 6 deaths reported in Lao PDR in 2017, with 426 cases reported in epi week 29. The number of dengue cases reported this year is much higher than the cases reported for same period since 2014 (Figure 3).

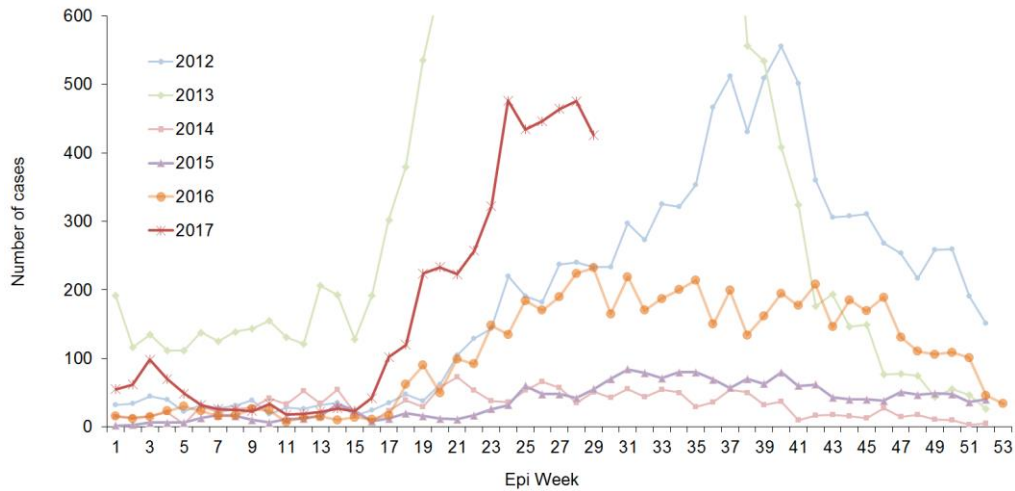


Figure 3: Number of Dengue cases per week, 2012-2017
National Center for Laboratory and Epidemiology, Ministry of Health Lao PDR

Malaysia

In week 29 of 2017 (from 16 to 22 July 2017), 1,994 dengue cases were reported with 9 deaths, a decrease of 3.0% compared to week 28 (Figure 4). As of week 29, a cumulative number of dengue cases were 55,744 with 131 deaths compared to 63,722 cases with 142 deaths during the same period in 2016.

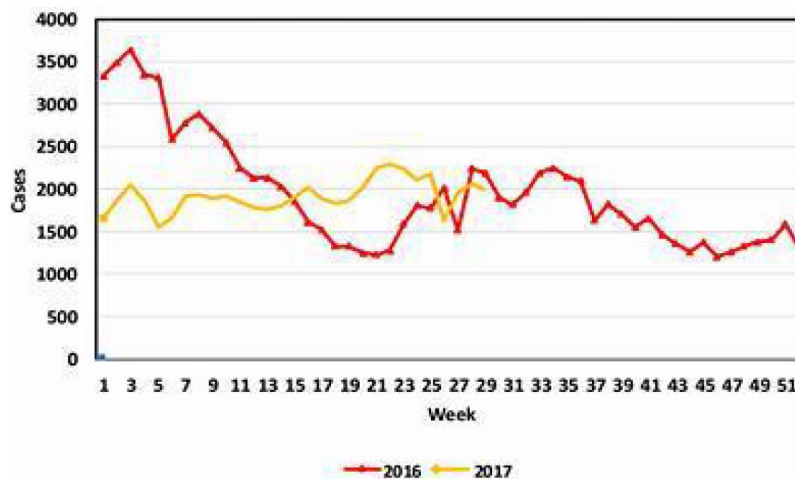


Figure 4: Trend of Weekly Dengue Cases in Malaysia 2016 and 2017, Department of Health, Malaysia

Philippines

A total of 43,770 dengue cases were reported nationwide from January 1 to July 1, 2017. This number is 36.8% lower (25,527) compared to the same time period in 2016 (Figure 5).

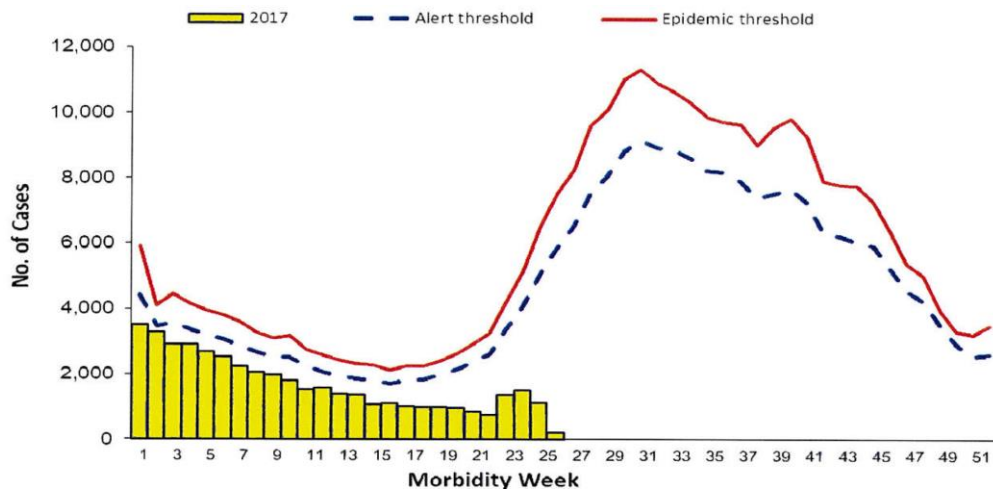


Figure 5: Number of Dengue cases per morbidity week in 2017, Philippine Integrated Diseases Surveillance and Response, Public Health Surveillance Division, MOH, Philippines

Singapore

As of 22 July 2017, there were 1,604 dengue cases reported in Singapore since January 2017. This is lower than the number of reported cases during the same period since 2013. During week 29, there were 51 cases reported and the number of reported cases in 2017 remains lower than those reported for the same time period in 2016 (Figure 6).

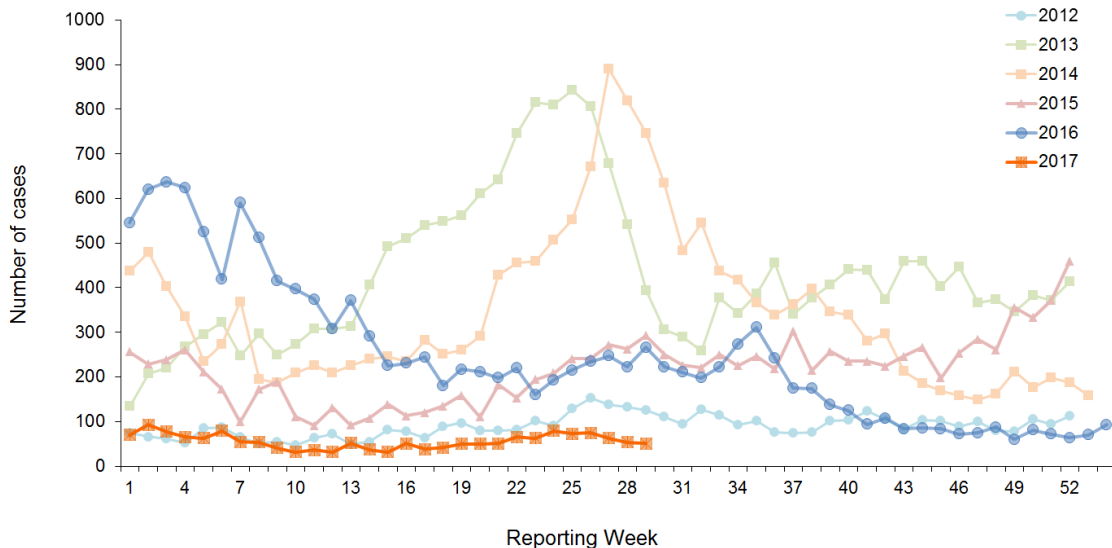
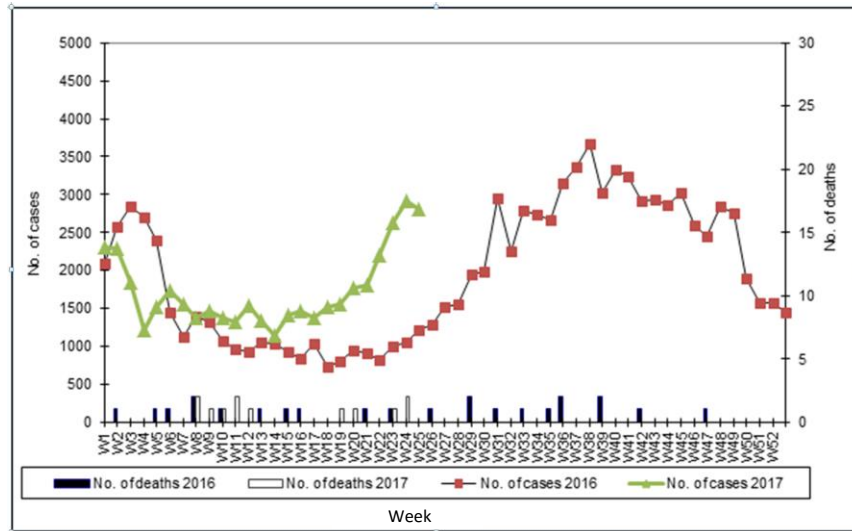


Figure 6 Number of Dengue cases per week from 2012-2017 Communicable Diseases Division, Ministry of Health Singapore

Viet Nam (no updates)

As of 18 June 2017, there were 45,074 cases of dengue reported in Viet Nam including thirteen deaths. Compared to the same period in 2016 (40,511 cases including 12 deaths), the cumulative number of cases increased by 11.3%. During week 25 (12 to 18 June) of 2017, there were 2,810 cases reported and without deaths. Compared to week 24 (2,921 cases, two deaths) number of cases decreased 3.8% (Figure 7). Majority of cases were still reported from the South (70%).



Green line: number of cases reported in 2017 by week
 Brown line: number of cases reported in 2016 by week

Figure 7: Number of dengue cases reported by month in 2017 compared to 2016
 General Department of Preventative Medicine, Ministry of Health, Viet Nam

Southern Hemisphere

Australia

As of 31 July 2017, there were 662 laboratory-confirmed dengue cases reported in Australia in 2017. The number of cases reported is lower than that reported during the same time period in the previous years (2012-2016) (Figure 8).

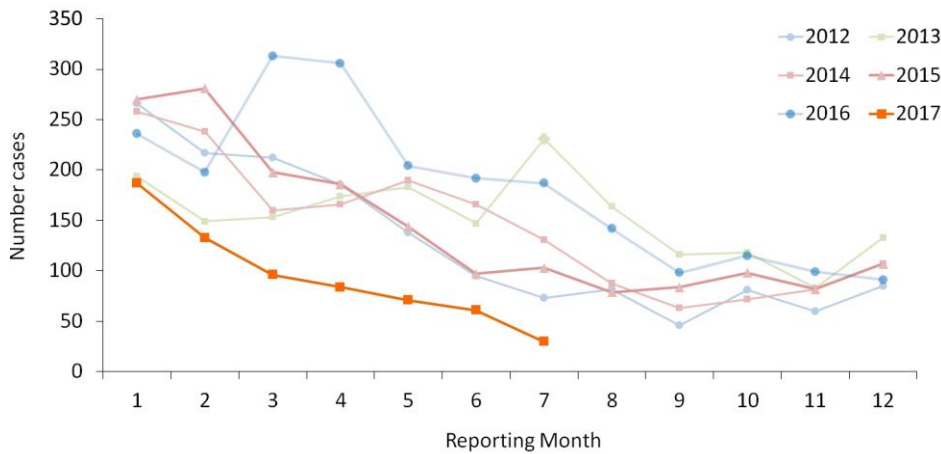


Figure 8: Number of reported laboratory-confirmed Dengue cases per month 2012-2017
 Department of Health, Australia

Pacific Islands Countries and Areas

French Polynesia

In French Polynesia, 14 cases in week 27 and 8 cases in week 28 (Figure 9). Eighteen (81.8 %) of the 22 cases were confirmed as DENV-1 infection.

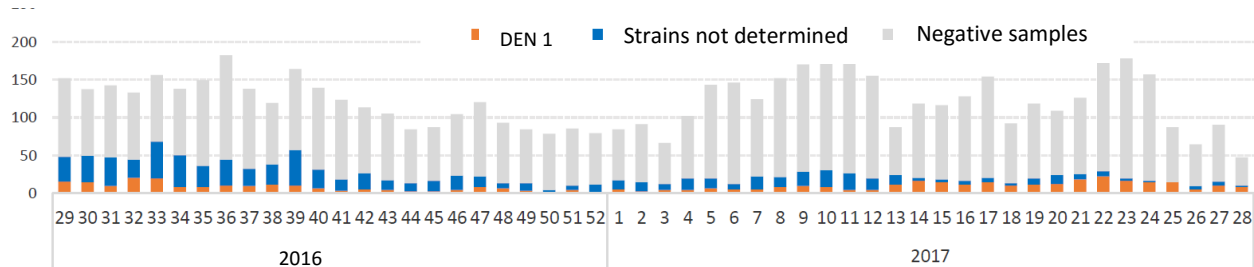


Figure 9: Number of samples and laboratory-confirmed cases of dengue per week (all laboratories), 2016-2017
Centre for Occupational Health and Public Safety, French Polynesia

New Caledonia

As of 1 Aug 2017, 4,452 dengue cases were reported in 2017. There is a downward trend in the number of reported cases since week 16 (Figure 10).

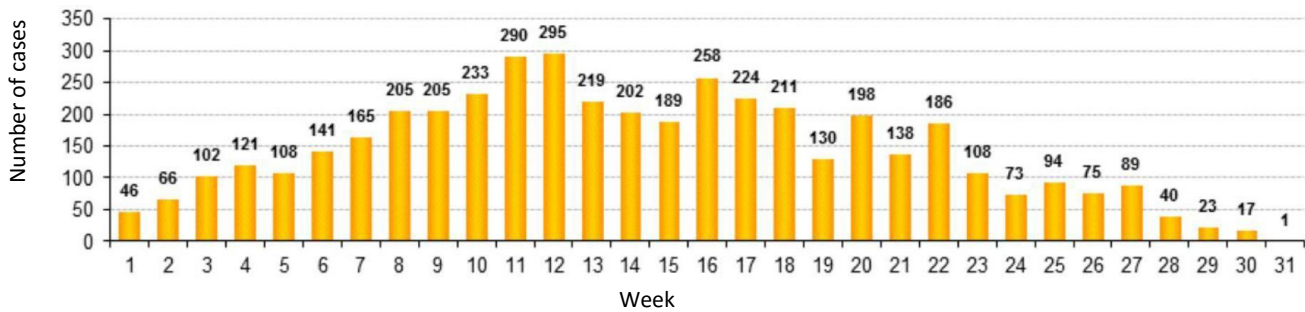


Figure 10: Number of laboratory-confirmed cases of dengue per week in 2017,
Department of Health and Social Affairs, New Caledonia