

Update on the Dengue situation in the Western Pacific Region

Northern Hemisphere

China

As of 28 February 2017, there were 54 cases of dengue reported in China in 2017. This number is slightly lower than that reported during the same period in 2016 (73 cases) (Figure 1).

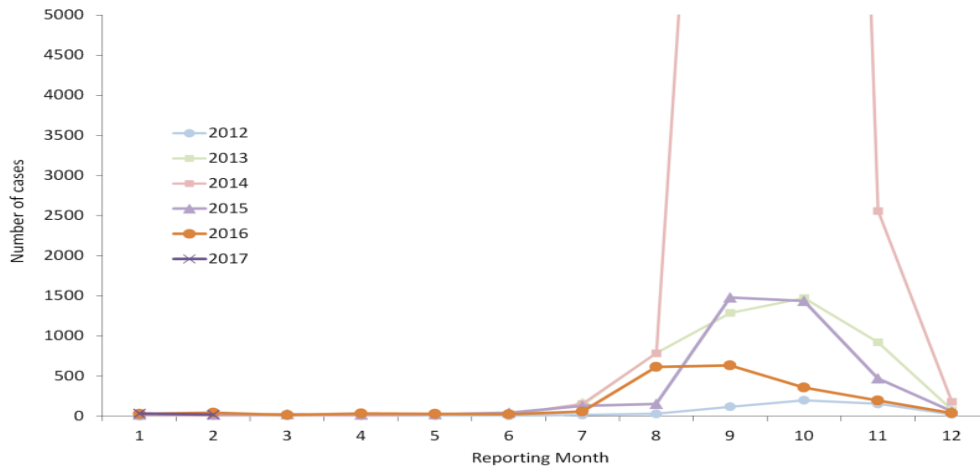


Figure 1: Number of Dengue cases per month, China 2012-2017
National Health and Family Planning Commission

Malaysia

A total of 1,885 cases of dengue were reported during week 9, which is lower than the 1,937 cases reported in the previous week (decrease of 2.7%) (Figure 2). The cumulative number of cases reported in 2017 was 16,398 cases, which is lower than that during the same period in 2016 (28,122 cases), a decline of 41.7% (11,724 cases). As of week 9, there have been a total of 42 deaths related to dengue in 2017, compared with 62 deaths for the same period in 2016, lowered by 20 deaths (32.3%).



Figure 2: Number of Dengue cases per week 2016-2017
Department of Health, Malaysia

Philippines (No update)

As of 5 November 2016, there were 176,411 suspected cases of dengue reported in 2016, including 422 deaths. This is 0.8% lower than that reported during the same period in 2015 (n=177,767) (Figure 3).

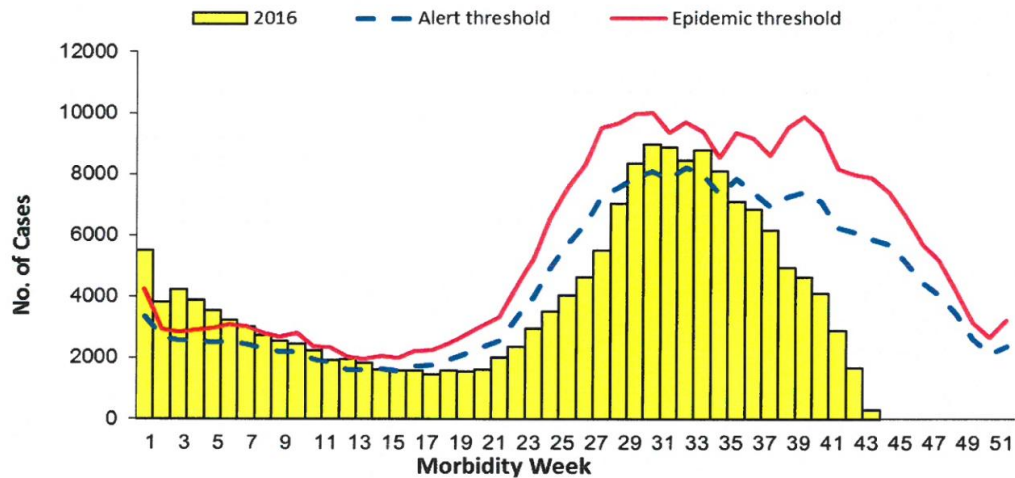


Figure 3: Number of Dengue cases per morbidity week in 2016, Department of Health, National Epidemiology Centre, Philippines

Singapore

As of 4 March 2017, there were 585 dengue cases reported in Singapore since January 2017. This is lower than that reported during the same period since 2013. During week 9, there were 41 cases and the number of cases decreased by 90 %, compared to 411 cases for the same period in 2016 (Figure 4).

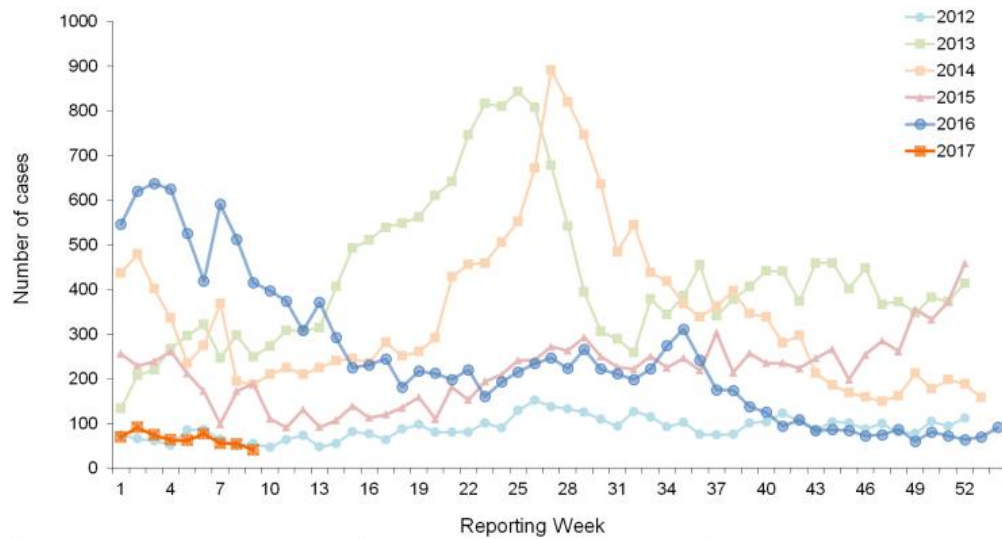


Figure 4: Number of Dengue cases per week 2012-2017 Communicable Diseases Division, Ministry of Health Singapore

Lao PDR

As of 3 March 2017, there were 438 cases of dengue with no deaths reported in Lao PDR in 2017. During week 9, 23 dengue cases and no deaths were reported. The number of cases is higher than the same time period in 2015 and 2016 (Figure 5).

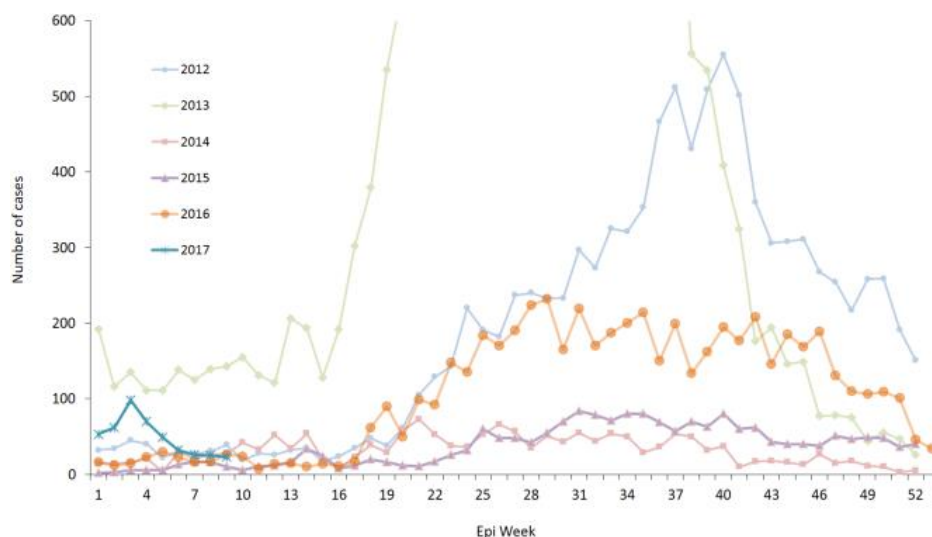
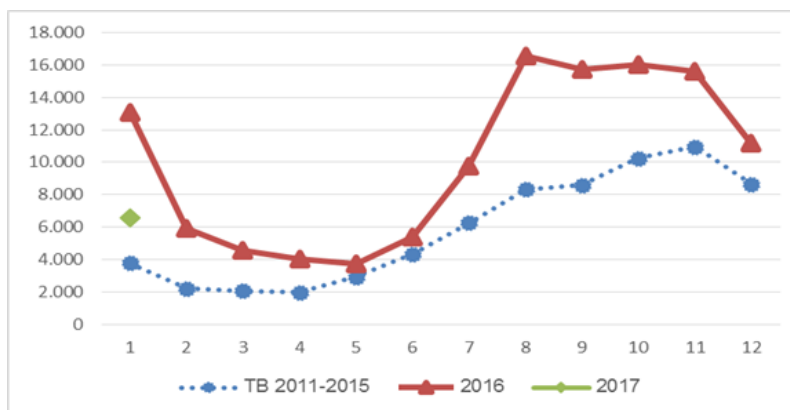


Figure 5: Number of Dengue cases per week, 2012-2017
National Center for Laboratory and Epidemiology, Ministry of Health Lao PDR

Viet Nam

In January 2017, there were 6,565 dengue cases reported (without deaths) from 41 out of 63 cities/provinces in country. The number of cases decreased by 41.2% compared to the previous month and by 49.9% compared to the same period in the previous year. The number of cases increased by 49.8% compared to the median for the 2011-2015 period. (Figure 6).



Green line: number of cases reported in 2017 by month
Brown line: number of cases reported in 2016 by month
Blue line: median number of cases reported for period 2011-2015 by month

Figure 6: Number of dengue cases reported by month in 2017 compared to 2016 and median of 2011-2015 periods
General Department of Preventative Medicine, Ministry of Health, Viet Nam

Cambodia

As of 28 February 2017, a total of 104 cases of suspected dengue cases were reported in 2017. The number of suspected dengue cases (including dengue haemorrhagic fever and dengue shock syndrome) was lower than the 3 year-threshold of the same period from 2014-2016 (Figure 7).

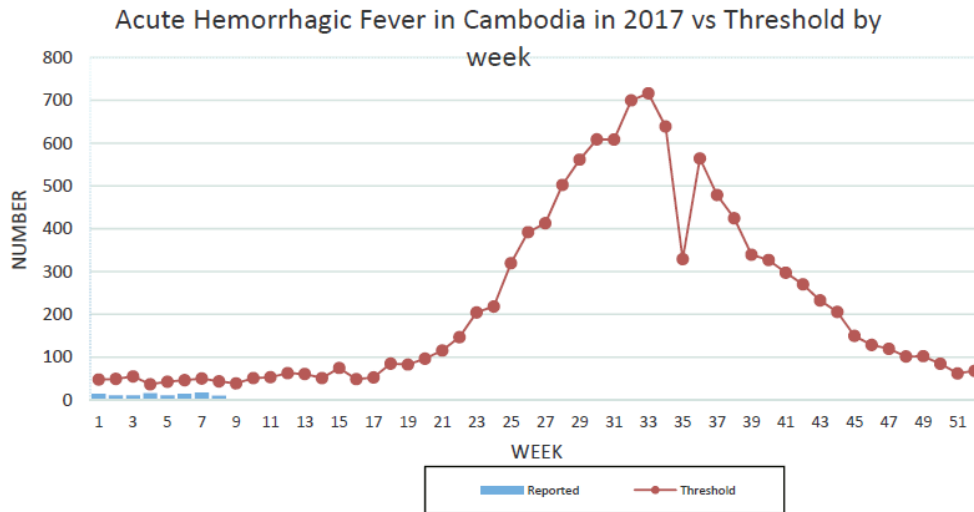


Figure 7: Number of cases of Dengue fever, Dengue haemorrhagic fever, and Dengue shock syndrome reported by week in 2014 – 2017, Ministry of Health, Cambodia

Southern Hemisphere

Australia

As of 13 March 2017, there were 278 laboratory-confirmed dengue cases reported in Australia in 2017. The number of cases reported is less than that reported during the same time period in the previous years (2012-2016) (Figure 8).

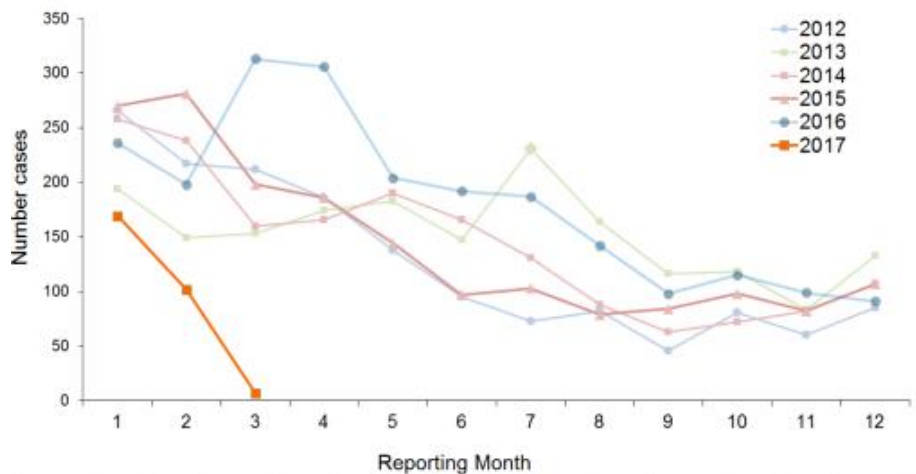


Figure 8: Number of reported laboratory-confirmed Dengue cases per month 2012-2017 Department of Health, Australia

Pacific Islands Countries and Areas

French Polynesia

A total of 43 confirmed dengue cases were reported in French Polynesia between week 7 and week 8 (22 cases in week 7 and 21 cases in week 8) (Figure 9). Twelve (28%) of the 43 cases were confirmed as DENV-1 infection.

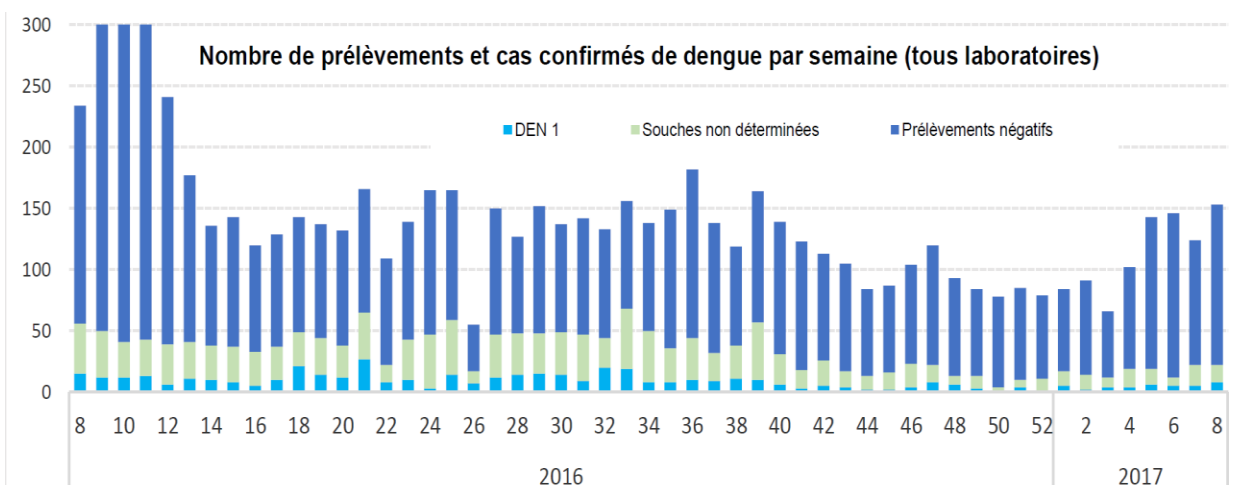


Figure 9: Number of laboratory-confirmed cases of Dengue per week in 2016-2017, Centre for Occupational Health and Public Safety, French Polynesia

New Caledonia

As of 14 March 2017, 1,359 dengue cases were reported since January 2017, indicating an increase in the number of cases since September 2016 (Figure 10).

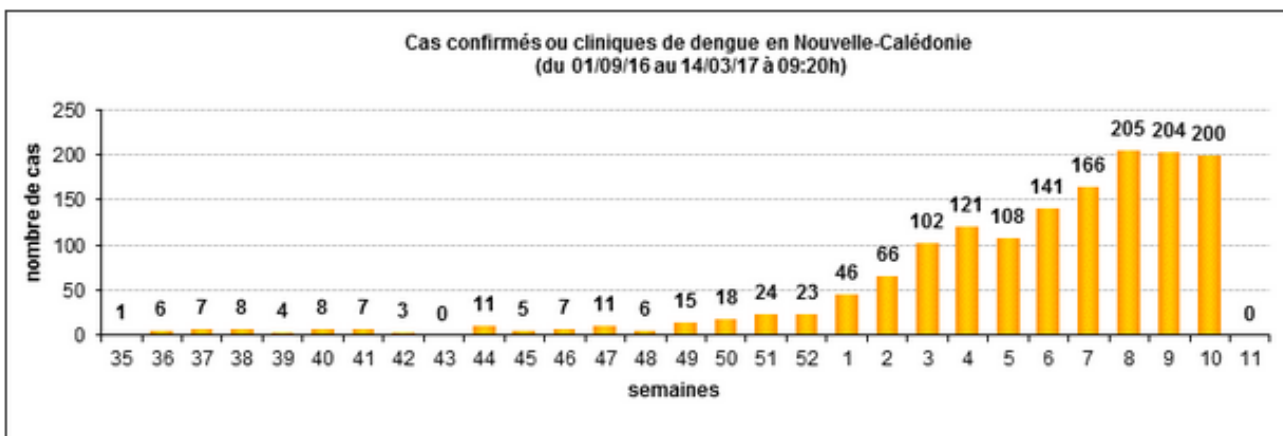


Figure 10: Number of laboratory-confirmed cases of dengue per week in 2016-2017, Direction des Affaires Sanitaires et Sociales, Nouvelle Calédonie