

Update on the Dengue situation in the Western Pacific Region

Northern Hemisphere

China

As of 31 December 2016, there were 2098 cases of dengue reported in China in 2016. This number is lower than that reported during the same period in 2015 (Figure 1).

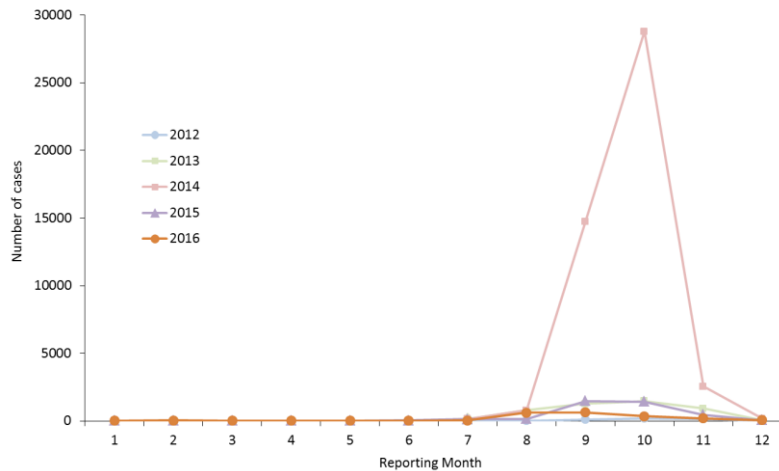


Figure 1: Number of Dengue cases per month, China 2012-2016
National Health and Family Planning Commission

Malaysia

In week 51, the number of reported dengue cases was 1,590 cases, an increase from 1,397 cases (an increase of 13.8 %) reported in the previous week. The cumulative number of cases reported in 2016 (100,028 cases) up to date, is less than that reported during the same period in 2015 (118,325 cases). As of week 51, the cumulative number of dengue deaths for 2016 was 231 cases, compared to 322 deaths during the same period in 2015 (Figure 2).

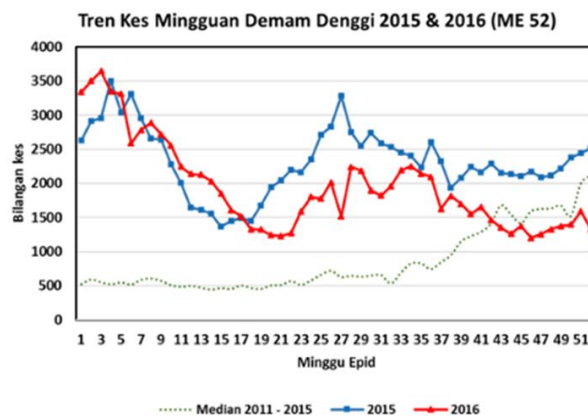


Figure 2: Number of Dengue cases per week 2015-2016
Department of Health, Malaysia

Philippines

As of 5 November 2016, there were 176,411 suspected cases of dengue reported in 2016, including 422 deaths. This is 0.8% lower than that reported during the same period in 2015 (n=177,767) (Figure 3).

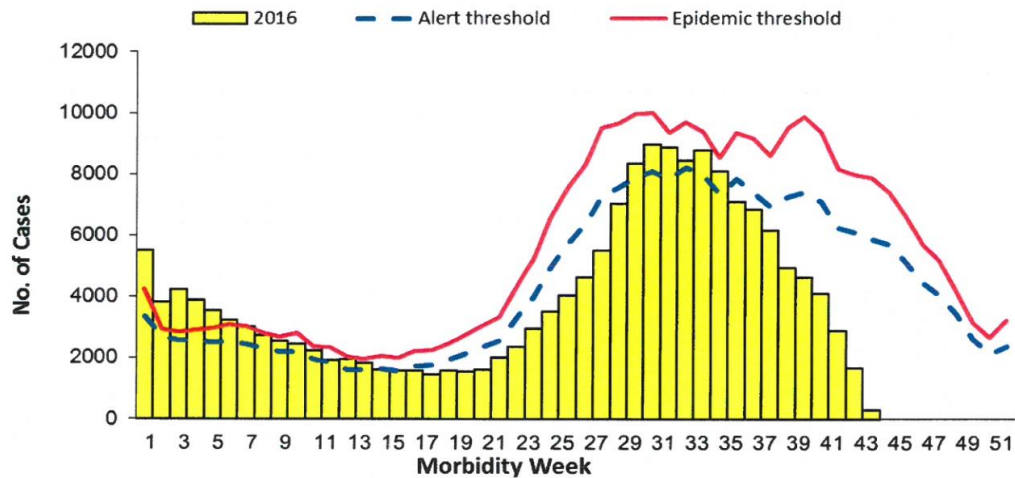


Figure 3: Number of Dengue cases per morbidity week in 2016, Department of Health, National Epidemiology Centre, Philippines

Singapore

In week 51, there were 72 dengue cases reported in Singapore. The cumulative number of cases in 2016 (13051) is 20.3% higher than that reported during the same period of 2015 (10842). Large numbers of cases were reported in early 2016 compared to previous years (Figure 4).

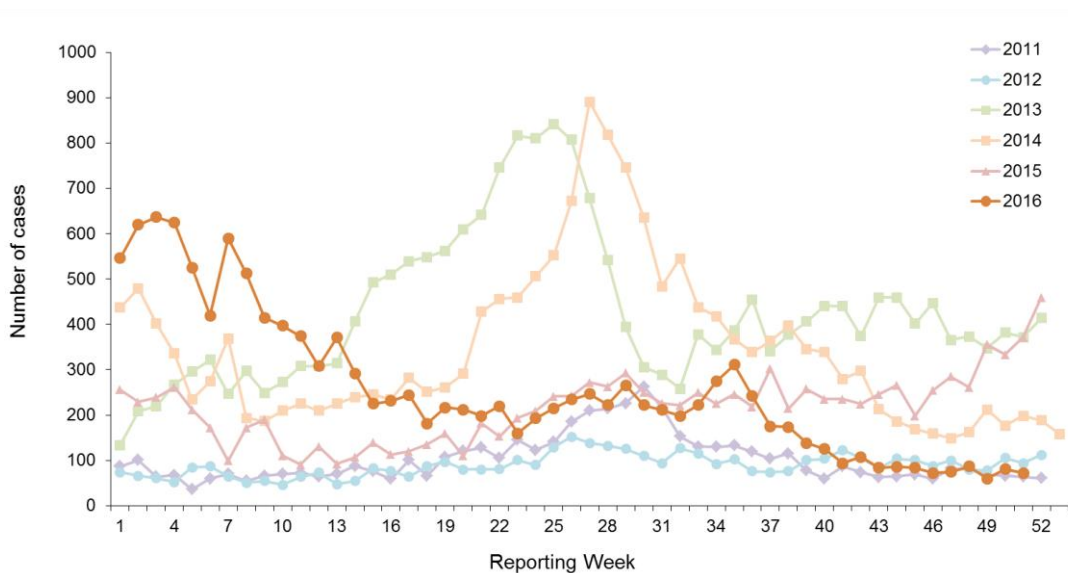


Figure 4: Number of Dengue cases per week 2011-2016 Communicable Diseases Division, Ministry of Health Singapore

Lao PDR (No update)

As of 2 December, there were 5,373 cases of dengue with 10 deaths reported in Lao PDR in 2016. From 26 November to 2 December, 106 new dengue cases and no death were reported. The number of cases is higher than the same time period in 2014 and 2015, but is decreasing since week 47 (Figure 5).

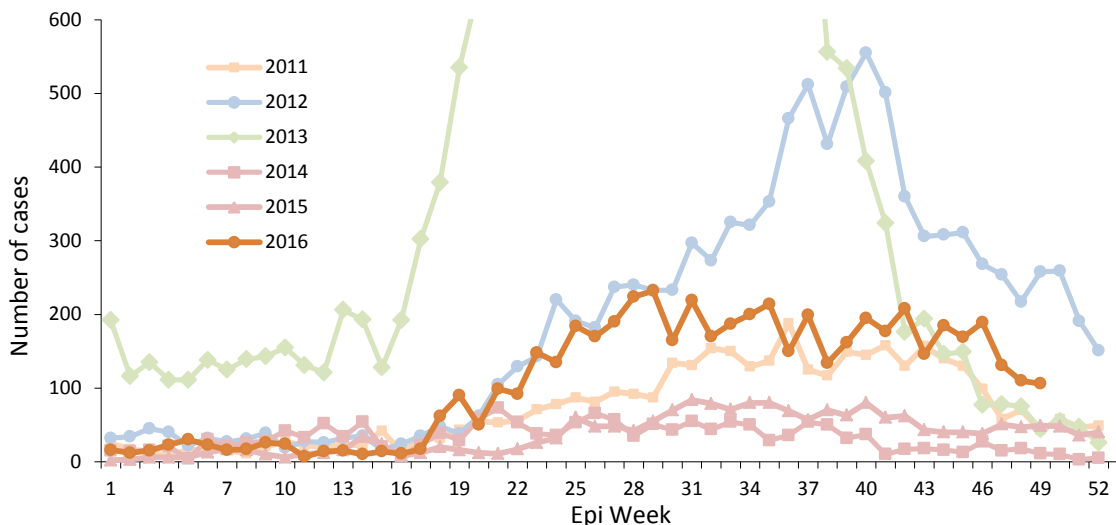


Figure 5: Number of Dengue cases per week, 2011-2016
National Center for Laboratory and Epidemiology, Ministry of Health Lao PDR

Viet Nam

As of 30 September 2016, there were 79,204 cases of dengue including 27 deaths, reported in 44 out of 63 provinces in Viet Nam. In September 2016, there were 15,700 cases reported including 7 deaths. This is an increase of 22.9% in number of cases and a decrease of 5 deaths compared to same period in 2015. Compared to the median of the 2011-2015 periods, the cumulative number of cases has increased by 96.1% (Figure 6).

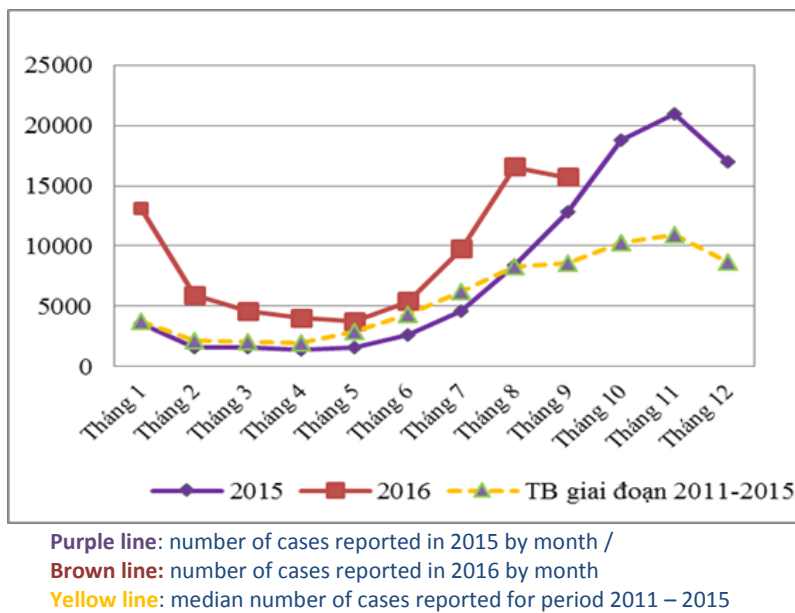


Figure 6: Number of Dengue cases reported by month in 2016 compared to 2015 and median number of 2011-2015 periods
General Department of Preventative Medicine, Ministry of Health, Viet Nam

Southern Hemisphere

Australia

As of 30 December 2016, there were 2,106 laboratory-confirmed dengue cases in Australia. The number of cases reported has been decreasing since March 2016 and it follows the seasonal trends (2011-2015) (Figure 7).

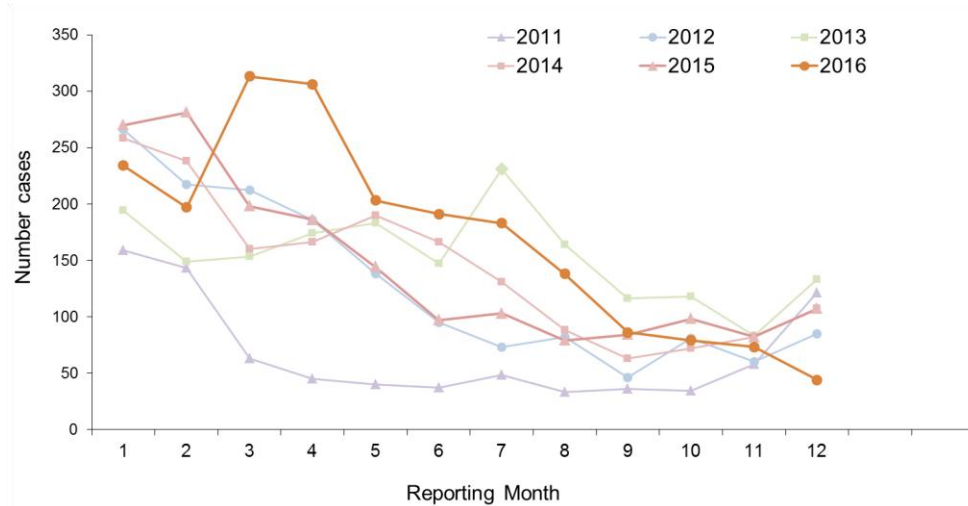


Figure 7: Number of reported laboratory-confirmed Dengue cases per month 2011-2016
Department of Health, Australia

Pacific Islands Countries and Areas

French Polynesia (No update)

In week 42, 22 confirmed dengue cases were reported in French Polynesia (Figure 8). Four (18%) of the 22 cases were confirmed as DENV-1 infection.

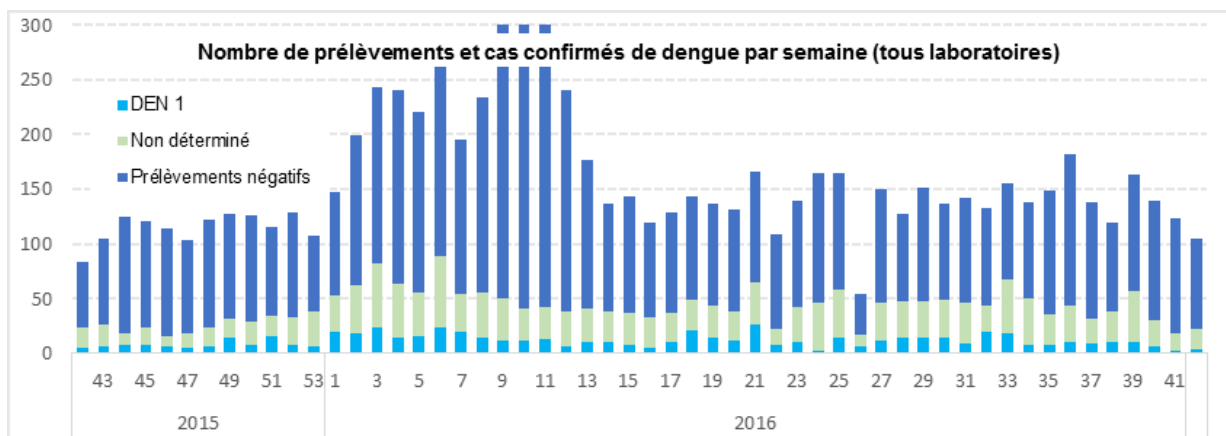


Figure 8: Number of laboratory-confirmed cases of Dengue per week in 2015-2016,
Centre for Occupational Health and Public Safety, French Polynesia

Papua New Guinea

From 1 January to 18 December, 81 imported cases of dengue with travel history to Papua New Guinea were reported by Queensland Health (Weekly Report on overseas acquired dengue notifications). Among these cases, 5 were DENV-1, 57 were DENV-2, 4 were DENV-3, 4 was DENV-4 and 11 cases were of undetermined serotype.

New Caledonia

As of 3 January 2017, 33 dengue cases were reported, and the number of cases has been decreasing since June 2016 (Figure 9).

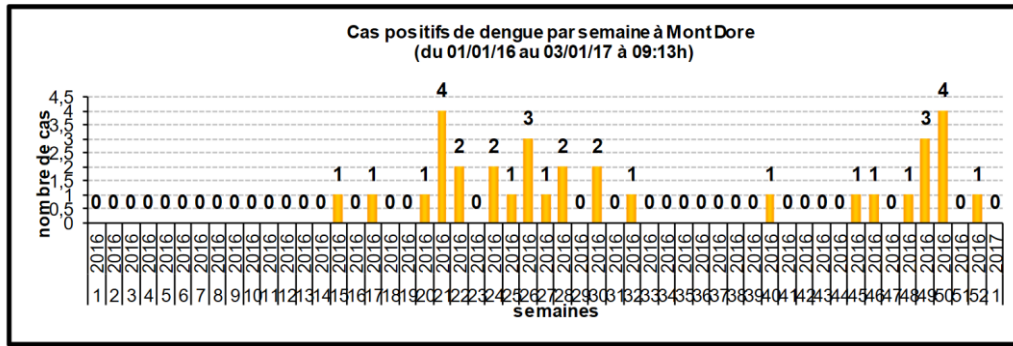


Figure 9: Number of laboratory-confirmed cases of dengue per week in 2015-2016, Direction des Affaires Sanitaires et Sociales, Nouvelle Calédonie