

Update on the Dengue situation in the Western Pacific Region

Northern Hemisphere

China

As of 31 October 2016, there were 1,840 cases of dengue reported in China in 2016. This number is lower than that reported during the same period in 2015 (Figure 1).

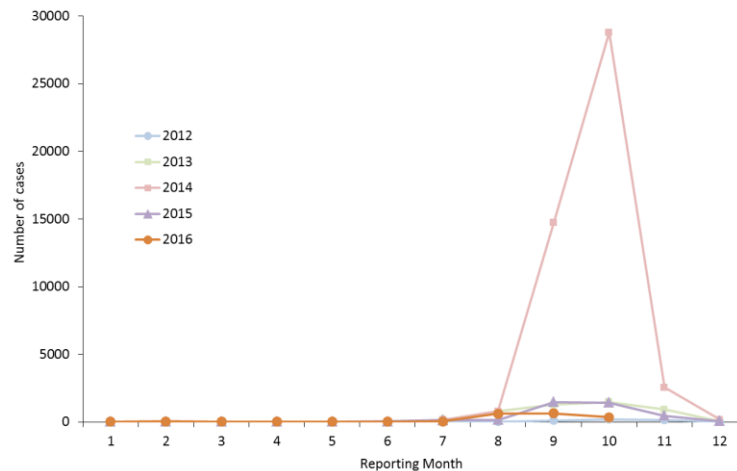


Figure 1: Number of Dengue cases per month, China 2012-2016
National Health and Family Planning Commission

Malaysia

In week 45, the number of dengue cases was 1,373, an increase from 1,263 cases reported in the previous week (an increase by 8.7%). The cumulative number of cases in 2016 (91,879 cases) is less than that reported during the same period in 2015 (104,910 cases). As of week 45, the cumulative number of dengue deaths for 2016 was 212 cases, compared to 284 deaths during the same period in 2015 (Figure 2).

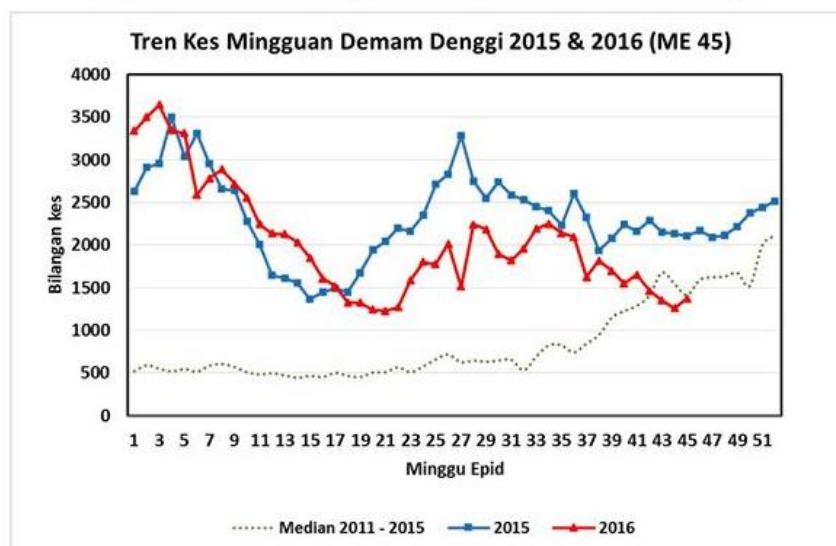


Figure 2: Number of Dengue cases per week 2015-2016
Department of Health, Malaysia

Philippines (No update)

As of 20 August 2016, there were 101,401 suspected cases of dengue reported in 2016, including 422 deaths. This is 16% higher than that reported during the same period in 2015 (n=87,411) (Figure 3).

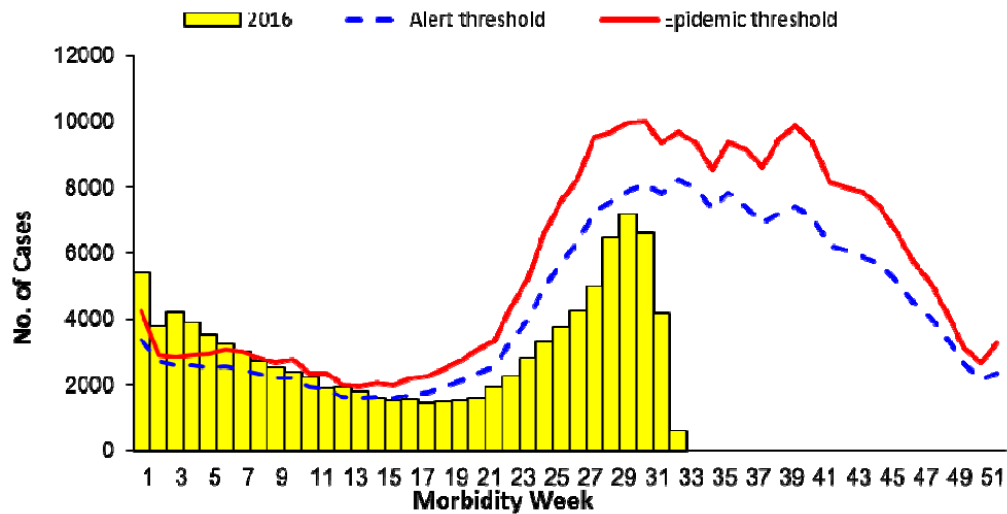


Figure 3: Number of Dengue cases per morbidity week in 2016, Department of Health, National Epidemiology Centre, Philippines

Singapore

In week 44, there were 86 dengue cases reported in Singapore. The cumulative number of cases in 2016 (12,525) is 42.5% higher than that reported during the same period of 2015 (8,786) due to a large number of cases in early 2016 (Error! Reference source not found.). However, the number of cases is decreasing after week 36 and the number of cases in week 44 was the second lowest in the past six years.

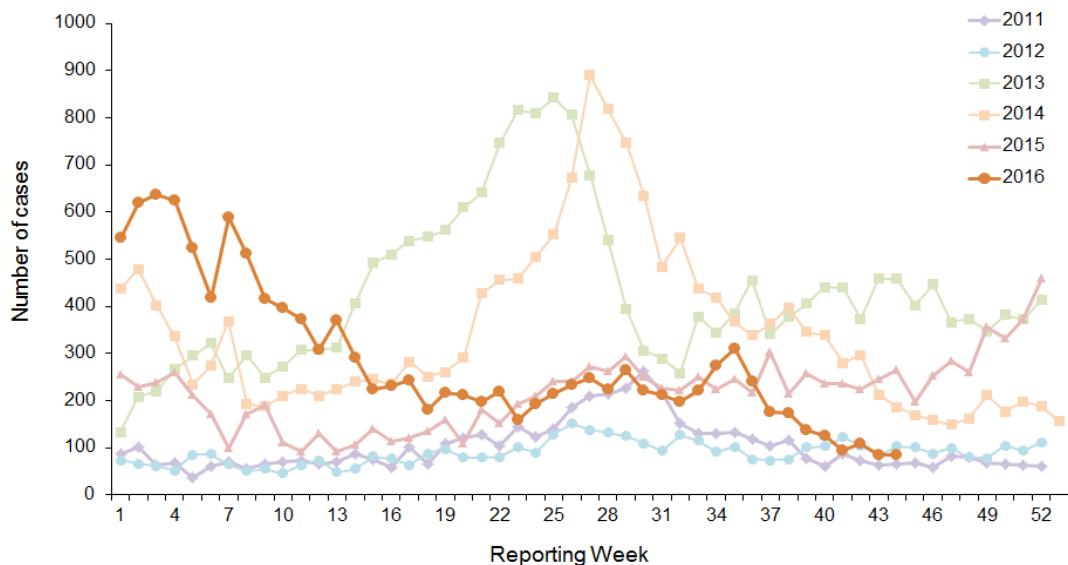


Figure 4: Number of Dengue cases per week 2011-2016 Communicable Diseases Division, Ministry of Health Singapore

Cambodia (No updates)

From 1 January to 17 May 2016, there have been 1,771 cases of dengue and 4 deaths reported in Cambodia. In May, there were 168 cases and no death reported. The number of cases remains low and stable at this point (Figure 5).

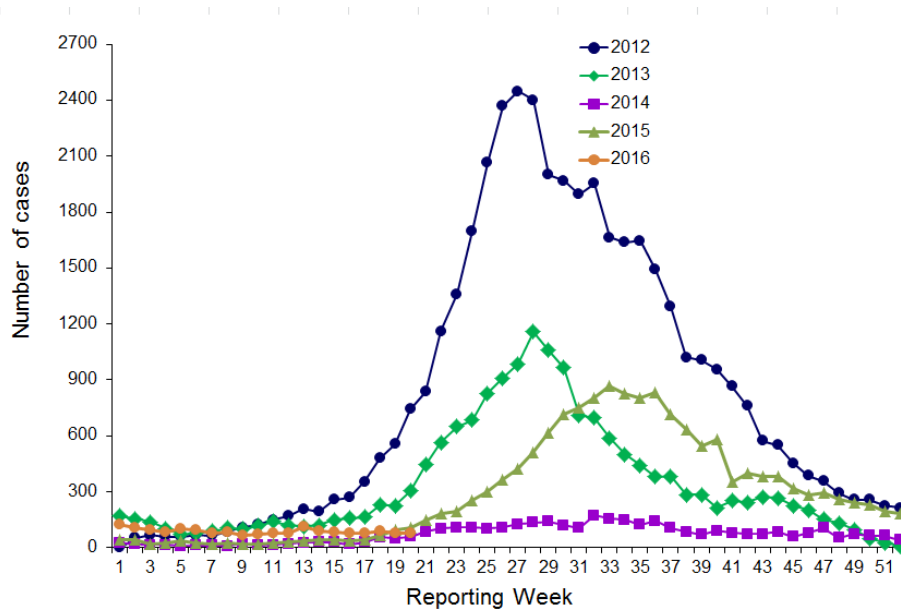


Figure 5: Number of Dengue cases per reporting week from sentinel hospital sites, 2012-2016
Ministry of Health Cambodia

Lao PDR (no update)

As of 28 October, there were 4,658 cases of dengue with 10 deaths reported in Lao PDR in 2016. From 22 to 28 October, 185 new dengue cases and no death were reported. The number of cases is higher than the same time period in 2014-2015 (Figure 6).

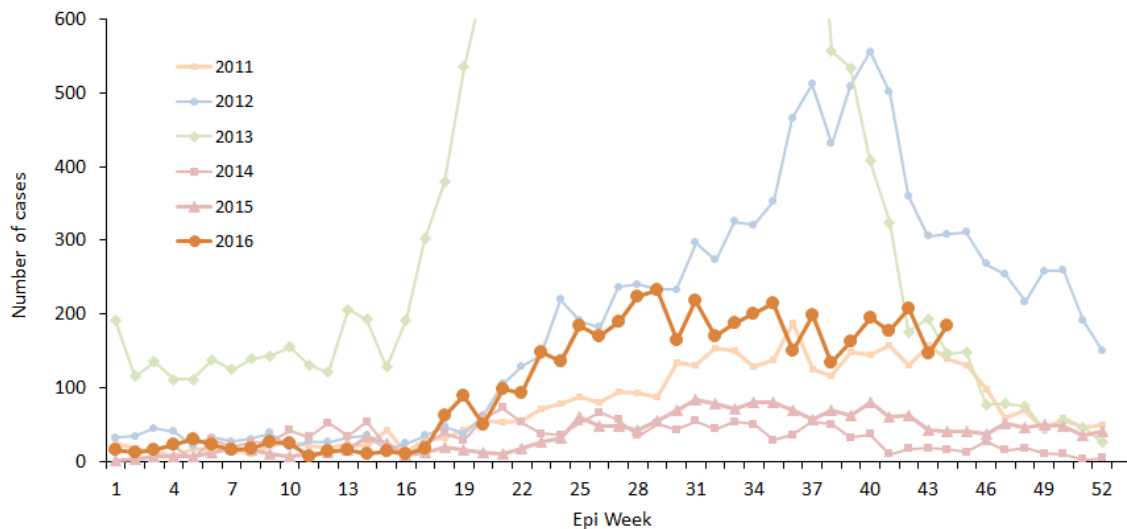


Figure 6: Number of Dengue cases per week, 2011-2016
National Center for Laboratory and Epidemiology, Ministry of Health Lao PDR

Viet Nam (No update)

As of 31 August 2016, there were 63,504 cases of dengue including 20 deaths, reported in 44 out of 63 provinces in Viet Nam. In August 2016, there were 16,547 cases reported including four deaths. The cumulative number of cases increased by 97% with a decrease of three deaths compared to the same period in 2015. Compared to the median in 2011-2015 period, the cumulative number of dengue cases has increased by 99.7%.

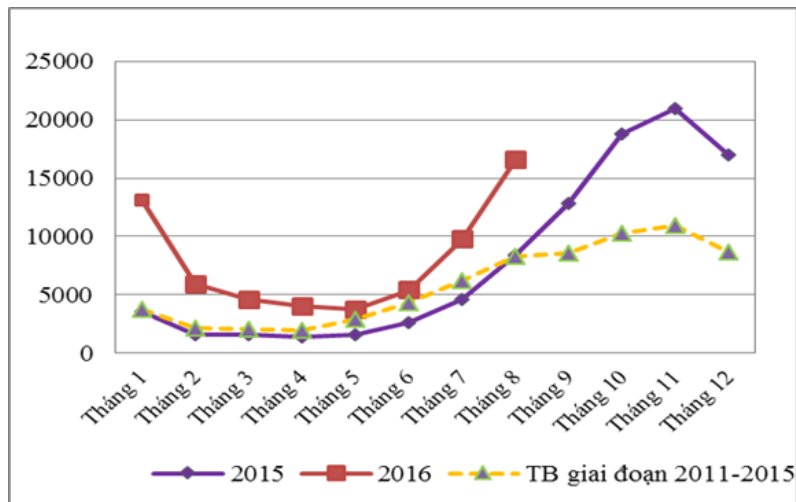


Figure 7: Number of Dengue cases reported by month in 2016 compared to 2015 and median number of 2011-2015 periods
General Department of Preventative Medicine, Ministry of Health, Viet Nam

Southern Hemisphere

Australia

As of 31 October 2016, there were 1,930 laboratory-confirmed dengue cases in Australia. The number of cases reported has been decreasing since March and it follows the seasonal trends (2011-2015) (Figure 8).

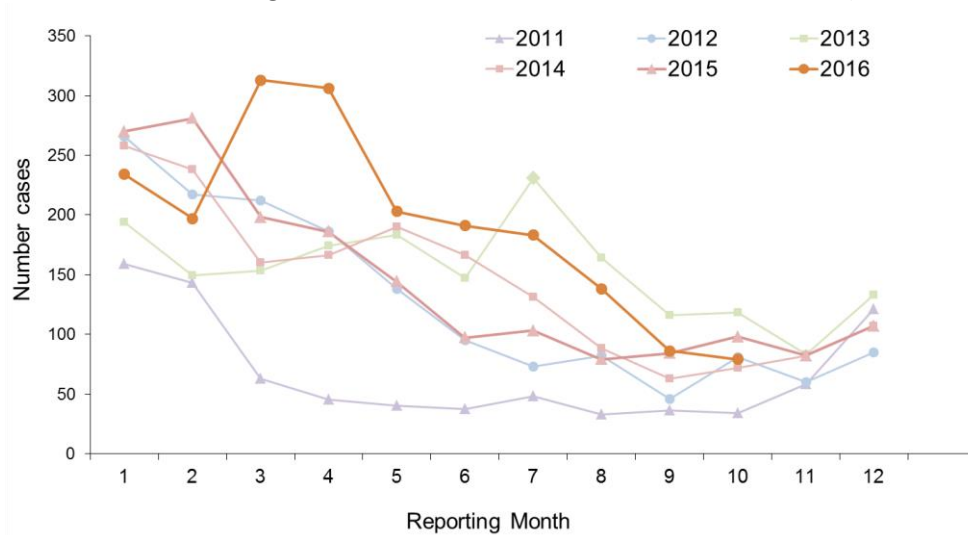


Figure 8: Number of reported laboratory-confirmed Dengue cases per month 2011-2016
Department of Health, Australia

Pacific Islands Countries and Areas

French Polynesia (No update)

In week 42, 22 confirmed dengue cases were reported in French Polynesia (Figure 9). Four (18%) of the 22 cases were confirmed as DENV-1 infection.

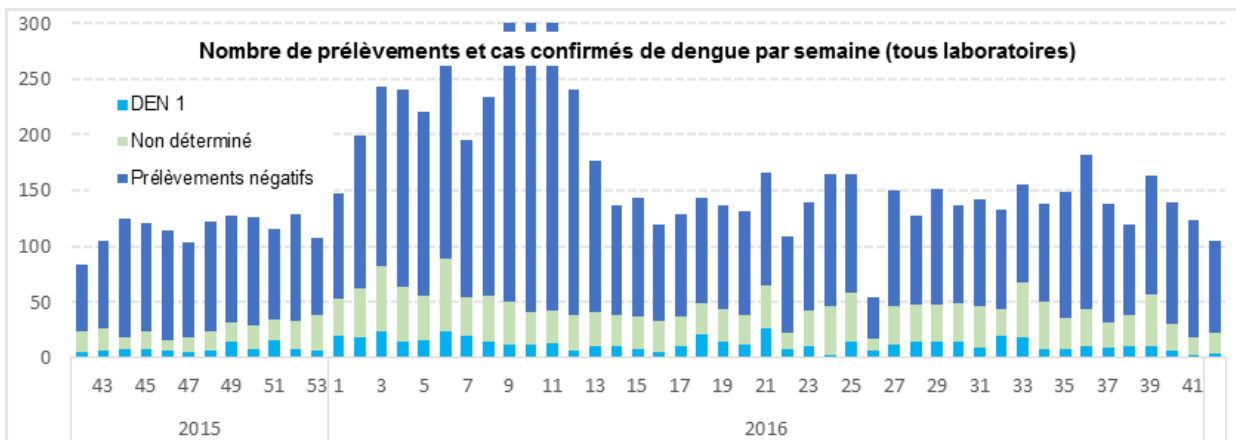


Figure 9: Number of laboratory-confirmed cases of Dengue per week in 2015-2016, Centre for Occupational Health and Public Safety, French Polynesia

Papua New Guinea

From 1 January to 6 November, 80 imported cases of dengue with travel history to Papua New Guinea were reported by Queensland Health (Weekly Report on overseas acquired dengue notifications). Among these cases, 5 were DENV-1, 57 were DENV-2, 4 were DENV-3, 3 was DENV-4 and 11 cases were of undetermined serotype.

New Caledonia

In October 2016, 19 dengue cases were reported, and the number of cases has been decreasing since June 2016 (Figure 10).

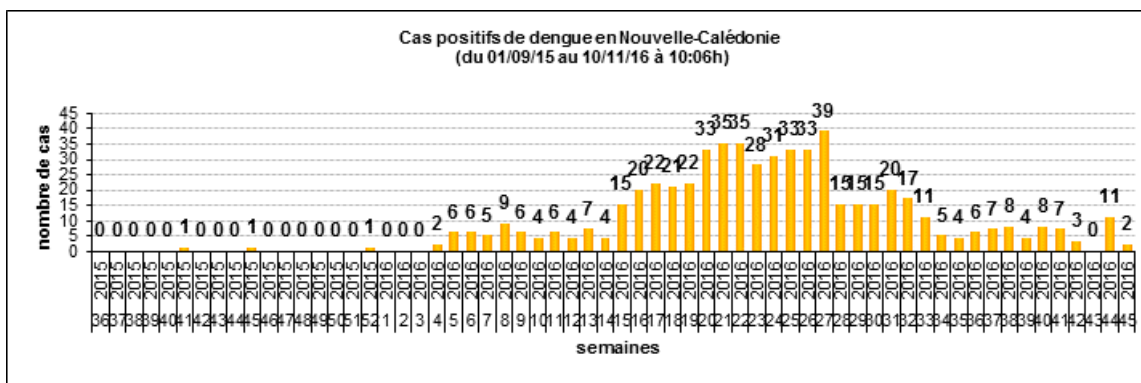


Figure 10: Number of laboratory-confirmed cases of dengue per week in 2015-2016, Direction des Affaires Sanitaires et Sociales, Nouvelle Calédonie