

## Update on the Dengue situation in the Western Pacific Region

### Northern Hemisphere

#### China (no updates)

There were 3,884 cases of dengue reported in China in 2015, with the majority of cases being reported during September and October. In December, there were 62 dengue cases (with no associated deaths) reported, which was a decrease from 470 cases reported in November, and lower than the number of cases reported in December 2014 (n=180) (Figure 1).

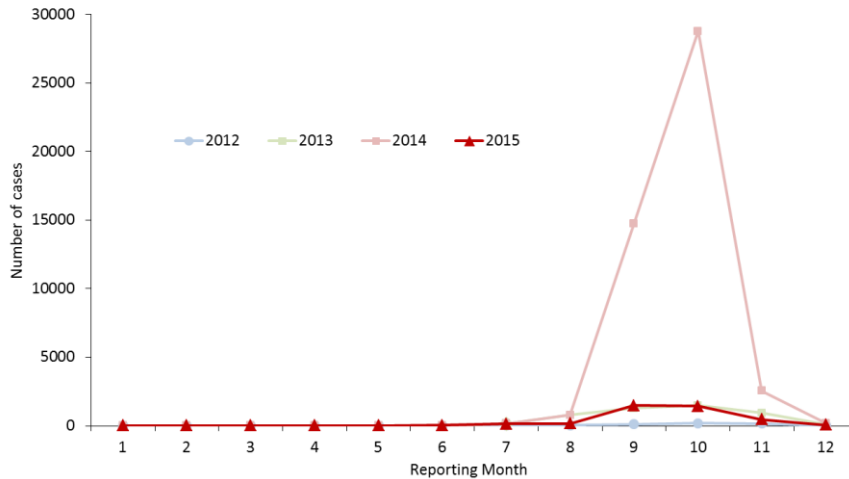


Figure 1: Number of Dengue cases per month, China 2012-2015 (Source: National Health and Family Planning Commission)

#### Malaysia

For the week from 27 March to 2 April, the number of dengue cases decreased to 2,130 from 2,135 cases reported in the week prior. The number of cases was higher than that reported the same period in 2015, and far exceeded the median for this week between 2011 and 2015. Within the same period there were 2 dengue-related deaths reported, bringing the total number of deaths for 2016 to 87, compared to a total of 108 deaths during the same reporting period in 2015.

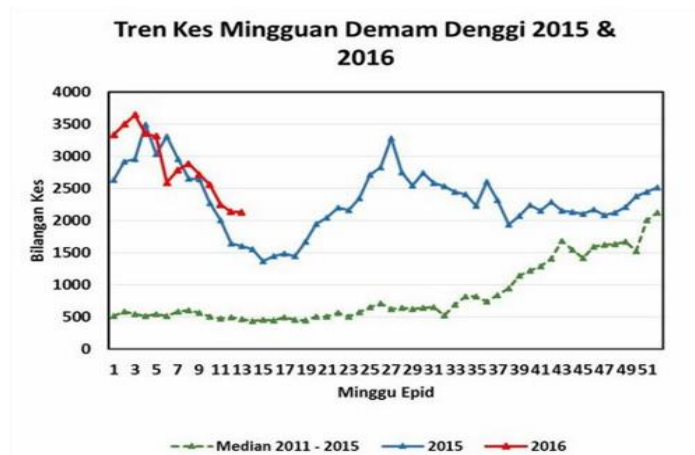


Figure 2: Number of Dengue cases per week 2015-2016, Department of Health, Malaysia

## Philippines (no updates)

As of 20 February 2016, there were 18,790 suspected cases of dengue reported in 2016, including 65 deaths. This is higher than that reported during the same period in 2015 (n=16,606) (Figure 3).

**Fig. 1 Distribution of Suspect Dengue Cases by Morbidity Week  
Philippines, as of February 20, 2016 (N=18,790)**

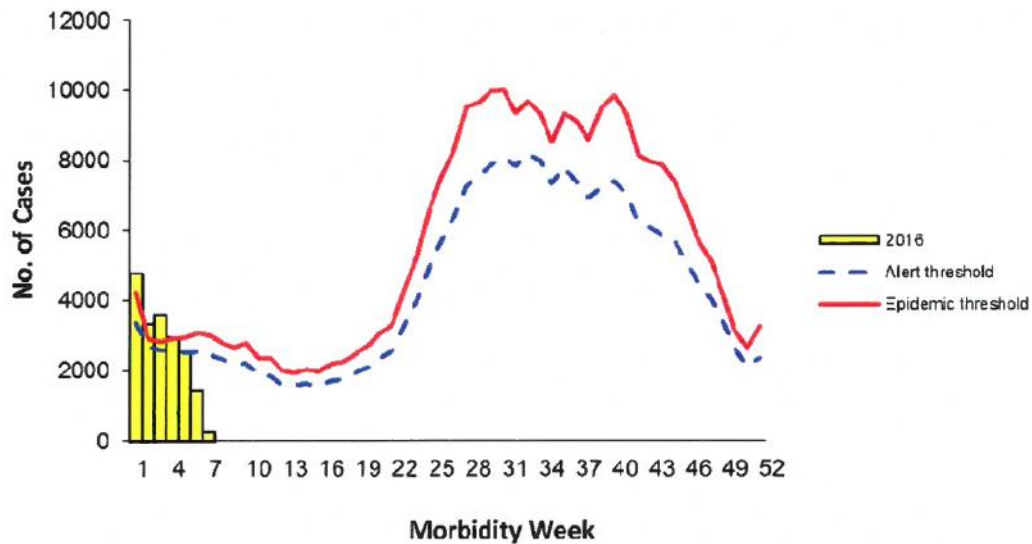


Figure 3: Number of Dengue cases per morbidity week in 2016, Department of Health National Epidemiology Centre, Philippines

## Singapore

From 20 to 26 March 2016, 308 dengue cases were reported, a decrease from the previous week (n=374) and higher than the number reported for the same period in each of the last five years (2011-2015) (Figure 4).

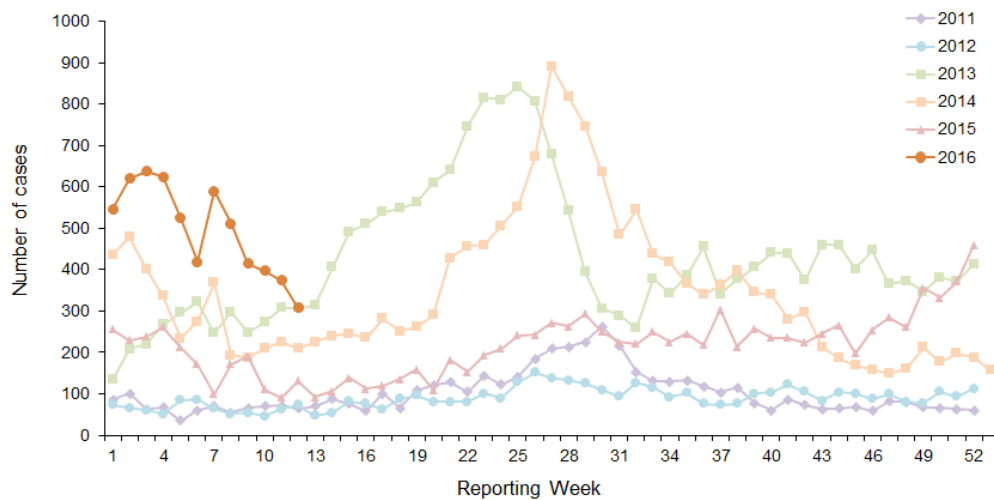


Figure 4: Number of Dengue cases per week 2011-2016, Communicable Diseases Division, Ministry of Health Singapore

### Cambodia (no updates)

As of 20 February 2016, there were 663 cases of dengue (with no deaths) reported in Cambodia. The number of cases remains stable and in line with case numbers observed between 2012 and 2015. In week 8, there were 15 cases reported, compared to 75 cases reported in the week prior (Figure 5).

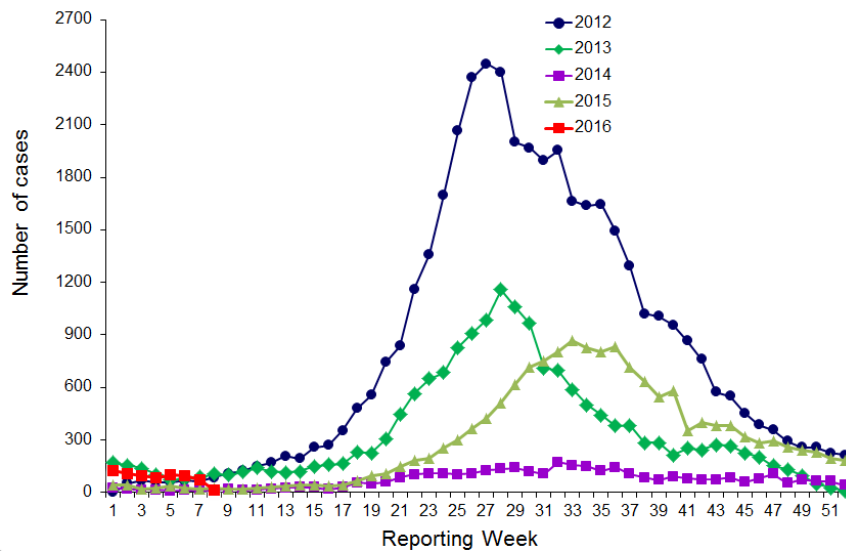


Figure 5: Number of Dengue cases per reporting week from sentinel hospital sites, 2011-2015, Ministry of Health Cambodia

### Lao PDR

As of 25 March, there were 237 cases of dengue with 1 death reported in Lao PDR in 2016. From 12 to 25 March 2016, 30 new dengue cases were reported, which followed the seasonal trend (2011-2015) (Figure 6).

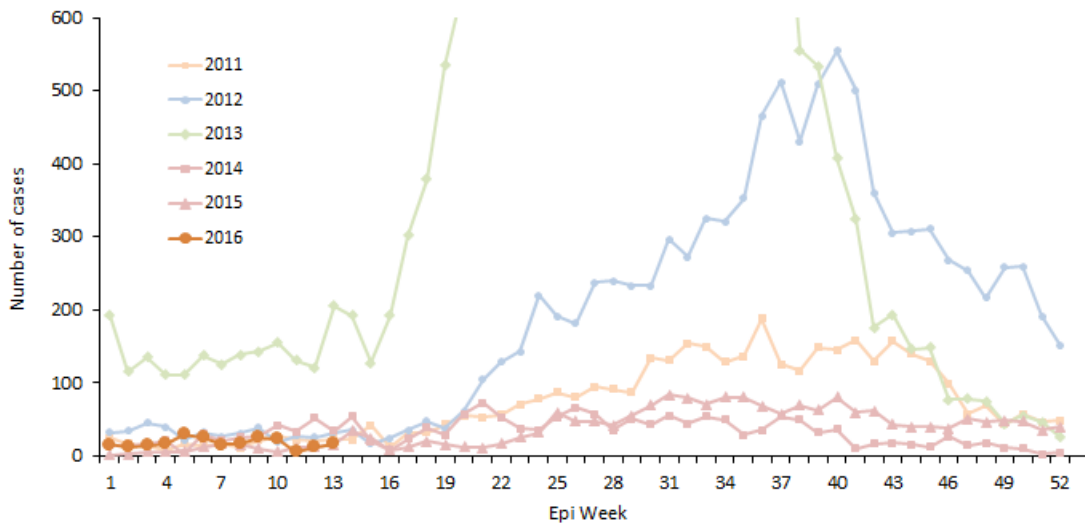


Figure 6: Number of Dengue cases per week, 2011-2016, National Center for Laboratory and Epidemiology, Ministry of Health Lao PDR

## Viet Nam (no updates)

As of 31 January 2016, there were 13,086 cases of dengue, including 2 deaths, reported in 38 of 63 provinces in Viet Nam. The cumulative number of cases reported in 2016 is higher than that reported during the same period in 2015 and higher than the median for the same reporting period between 2010 and 2014 (Figure 7). The number of cases reported in January 2016 was 23% lower than that reported in December 2015 (17,033 cases and 8 deaths).

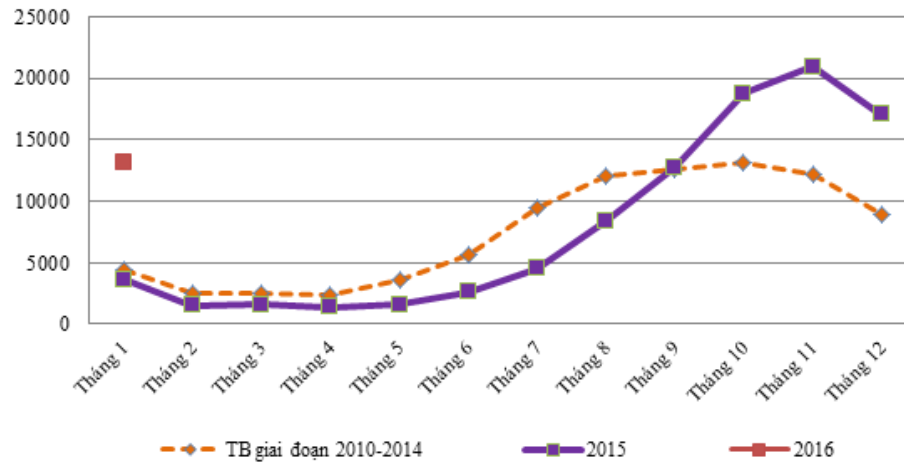


Figure 7: Number of Dengue cases reported by month in 2015 compared to 2014 and median number of 2010-2014 period, General Department of Preventative Medicine, Ministry of Health, Viet Nam

## Southern Hemisphere

### Australia

As of 31 March 2016, there were 532 laboratory-confirmed dengue cases in Australia, which is line with the seasonal trend (2011-2015) (Figure 8).

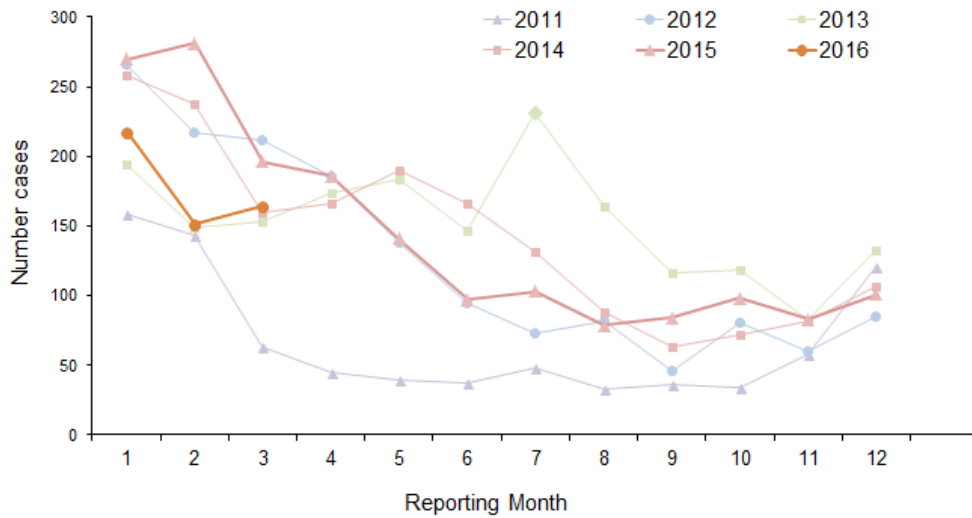


Figure 8: Number of reported laboratory-confirmed Dengue cases per month 2011-2016, Department of Health, Australia

## Pacific Islands Countries and Areas

### French Polynesia (no updates)

From 7 to 13 March 2016, 35 confirmed dengue cases were reported in French Polynesia (Figure 9), including 3 requiring hospitalisation. 8 of the 35 cases were confirmed as DENV-1 infection. Case numbers in weeks 1 to 8 of 2016 substantially exceeded the epidemic threshold.

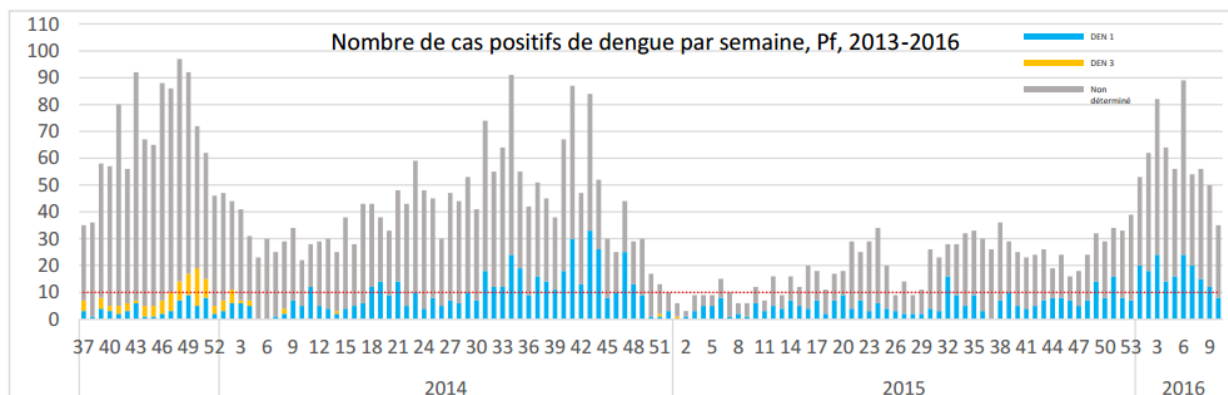


Figure 9: Number of laboratory-confirmed cases of Dengue per week in 2013-2016, Centre for Occupational Health and Public Safety, French Polynesia

### Papua New Guinea (No update)

A total of 170 cases were seen at the Daru Hospital Outpatient Department, Daru, Western Province from 4 November 2015 to 8 January 2016. There were a total of 126 clinical cases and 44 confirmed cases (2 confirmed by PCR as DENV-2). Age of cases ranged between 6 to 35 years with children less than 5 years representing 12% (21 of 170) of cases. Seven severe clinical cases were hospitalised, of which all have recovered and been discharged.