

Update on the Dengue situation in the Western Pacific Region

Northern Hemisphere

China (No Update)

As of 30 May, there were 26 cases of dengue reported in China for 2015. Compared with the same period of the previous of 2012 to 2014, the number of dengue cases reported in China has increased slightly in 2015(Figure 1).

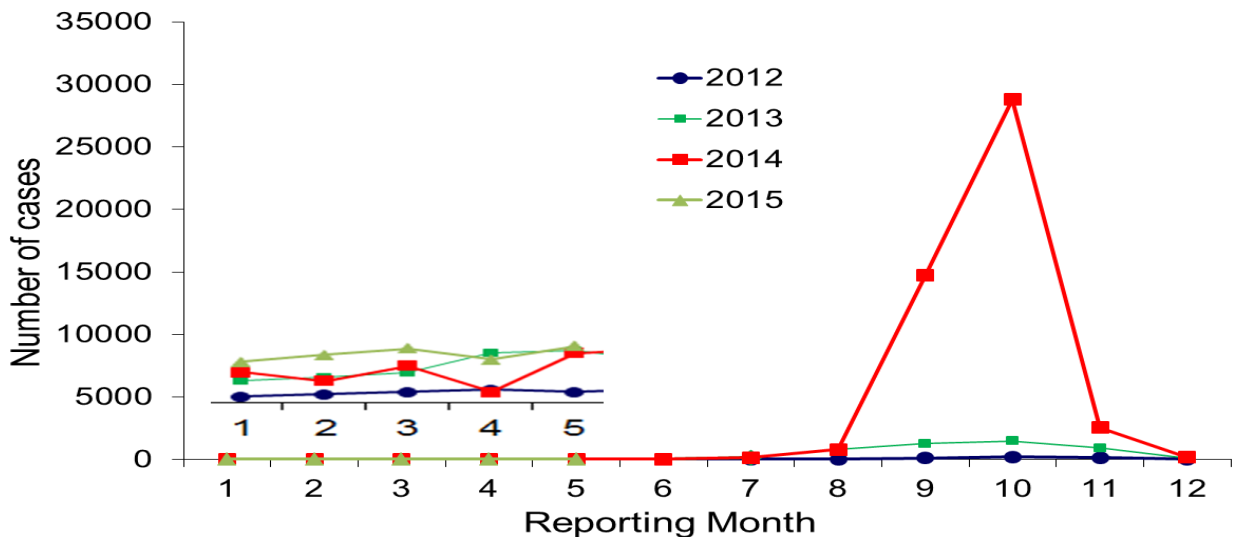


Figure 1: Number of dengue cases per month, China 2012-2015(Source: National Health and Family Planning Commission)

Malaysia

As of 20 June 2015, there were 53,823 cases of dengue with 158 deaths reported in Malaysia for 2015. This is 34% higher compared with the same reporting period of 2014 (n=40,208) (Figure 2). From 14 to 20 June 2015, there were 2,348 cases of dengue reported, 8.6% higher than the cases reported in the previous week (n=2,161).

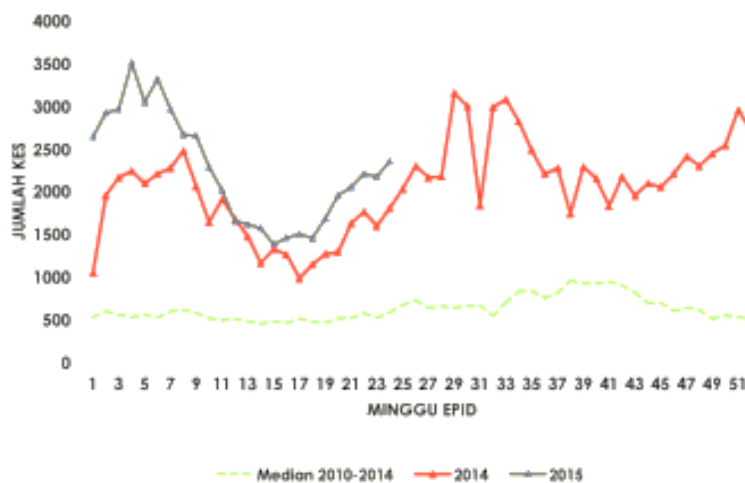


Figure 2: Number of dengue cases per week 2014-2015, Department of Health, Malaysia

Philippines (No Update)

From 1 January to 30 May 2015, there were 28,600 cases of dengue, including 86 deaths, reported in Philippines. This is 6.33% higher compared with the same reporting period in 2014 (n=26,897) (Figure 3).

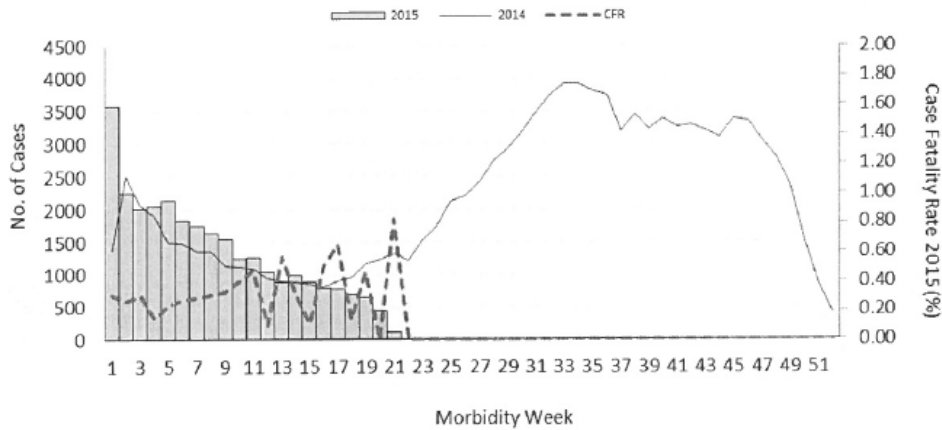


Figure 3: Number of dengue cases per morbidity week 2014-2015, Department of Health National Epidemiology Centre, Philippines

Singapore

As of 20 June 2015, there were 3,868 cases of dengue reported in Singapore for 2015. From 14 to 20 June 2015, 209 dengue cases reported, 16 cases more than the previous week, and lower than the same reporting period in 2014(n=506) (Figure 4).

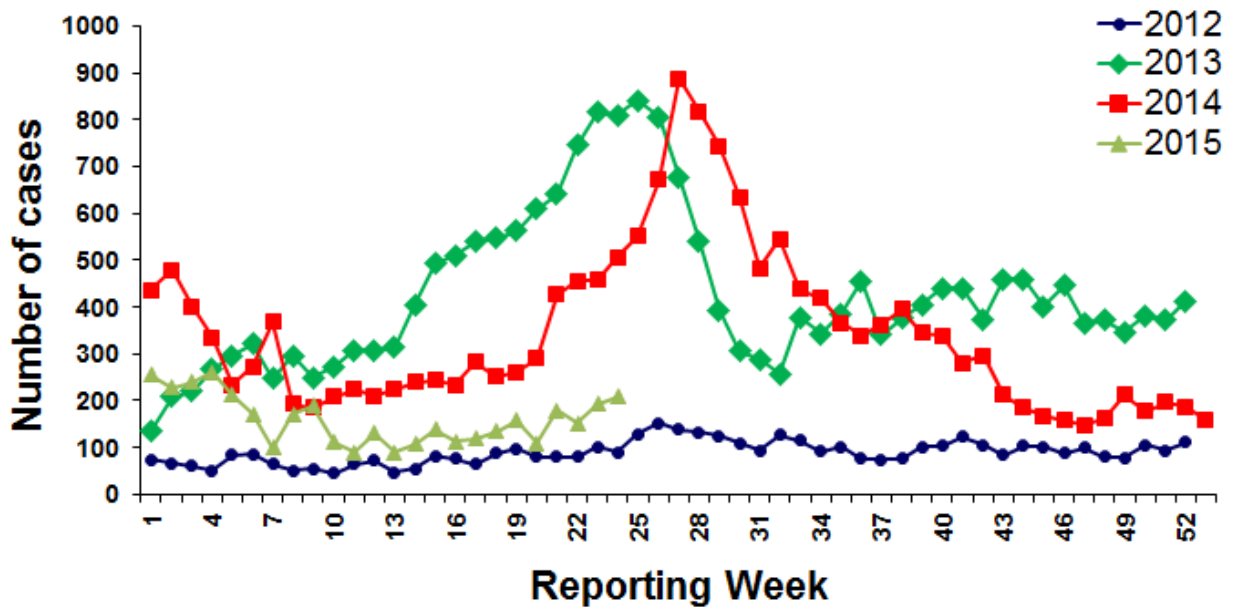


Figure 4: Number of dengue cases per week 2012-2015, Communicable Disease Division, Ministry of Health Singapore

Cambodia

As of 31 May 2015, there were 1119 cases of dengue, including one death, reported in Cambodia. To date for 2015, Cambodia has experienced a relatively stable number of new cases reported each week, following the average seasonal pattern during 2009-2014 excluding 2012 (Figure 5).

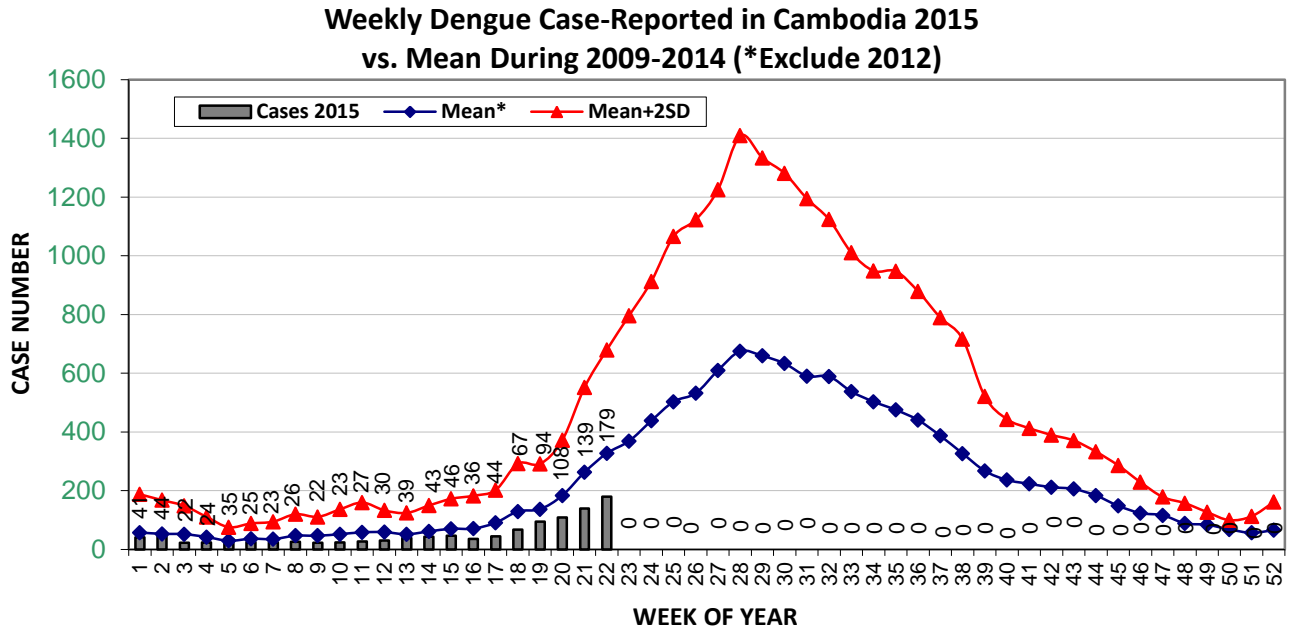


Figure 5: Number of dengue cases per reporting week from sentinel hospital sites, 2012-2015, Ministry of Health Cambodia

Lao PDR

As of 19 June, there were 304 cases of dengue and no deaths reported in Lao PDR for 2015. From 13 to 19 June 2015 (week 25), 60 cases of dengue were reported. This is higher compared with the number cases reported in the previous week (n=32) of 2015 (Figure 6).

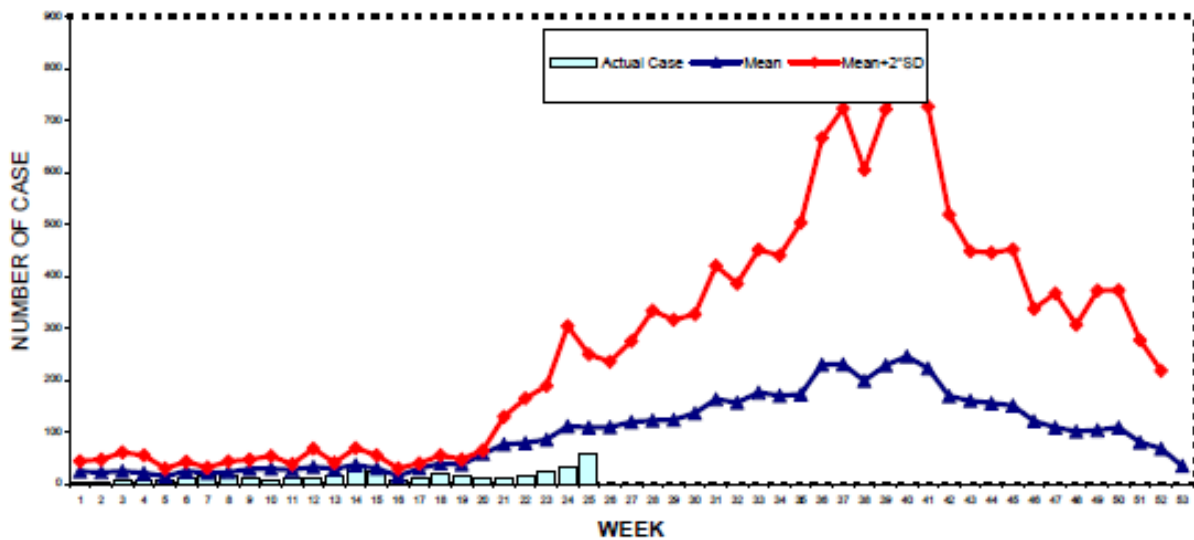


Figure 6: Number of cases per week 2015, National Center for Laboratory and Epidemiology, Lao PDR, Ministry of Health

Viet Nam

As of 21 Jun 2015, there were 14,474 cases of dengue including 12 deaths reported in Viet Nam for 2015. Compared to the same reporting period in 2014, number of cases increased by 26.8% and number of deaths increased by 5 cases. From 15 to 21 June 2015, there were 601 cases of dengue reported with no deaths from 34 out of 63 provinces. Compared with previous week (n=597 cases), number of cases increased by 0.7%.

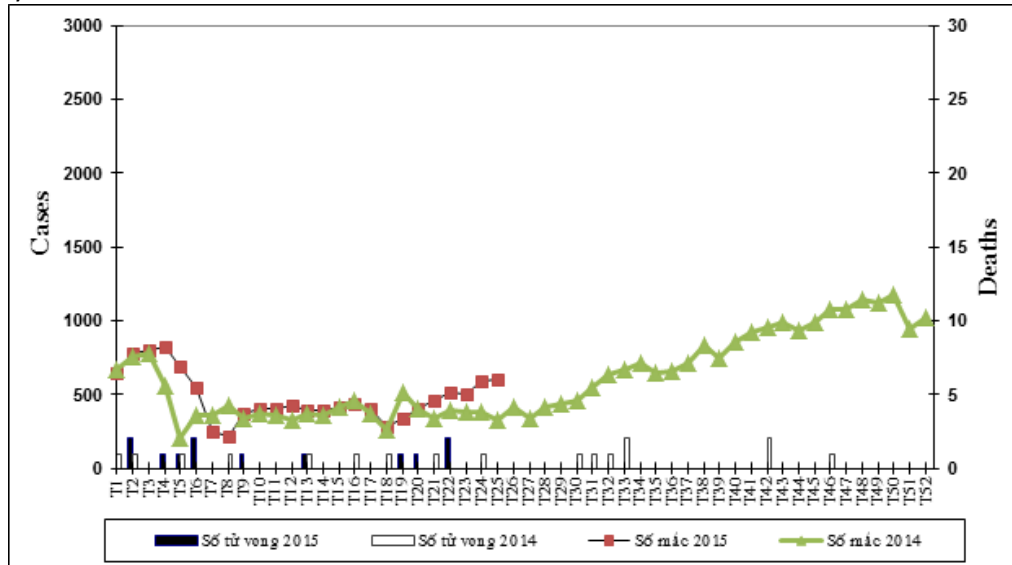


Figure 7: Number of reported dengue cases 2012-2015, Institute for Malariaology, Parasitology and Entomology, Ministry of Health, Viet Nam

Southern Hemisphere

Australia (No Update)

As of 31 May, 1,000 laboratory-confirmed dengue cases have been reported in Australia for 2015. Compared with the same reporting period of last year (n=1,014), the number of reported cases is lower, but is consistent with previous seasonal trends (Figure 8).

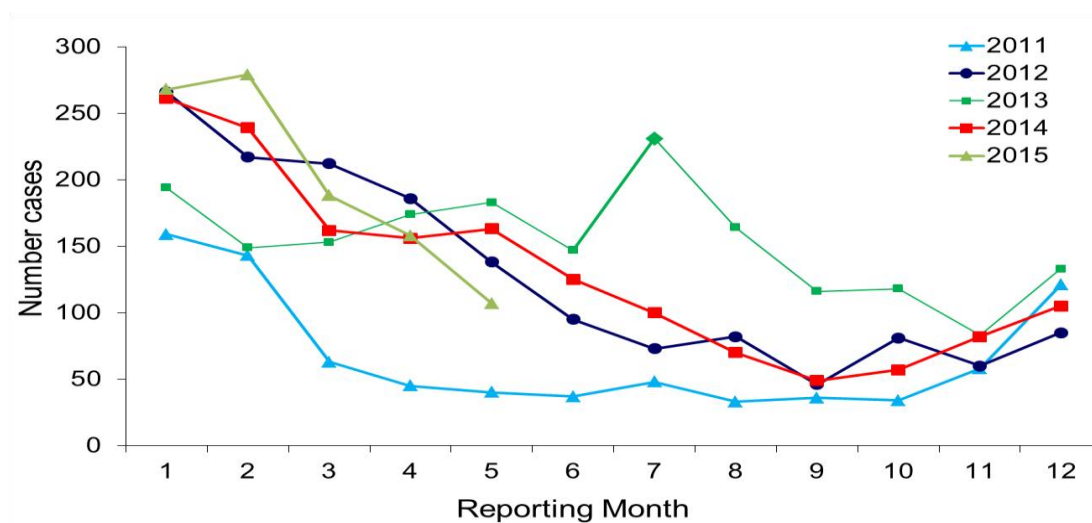


Figure 8: Number of reported laboratory-confirmed dengue cases per month 2011-2015, Department of Health, Australia

French Polynesia

From 08 to 14 June 2015, 27 confirmed dengue cases were reported in French Polynesia (Figure 9). There were 19 hospitalisations including 6 severe cases in 2015.

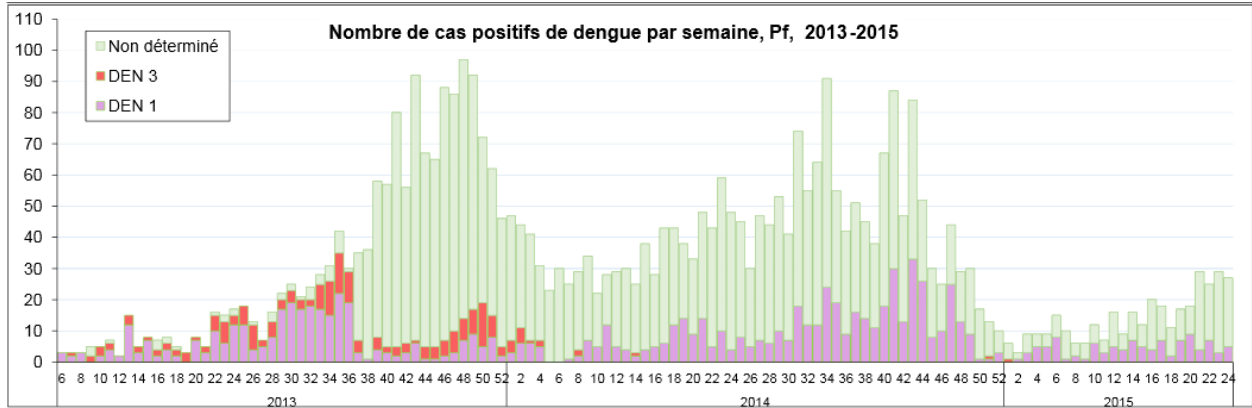


Figure 9: Number of laboratory-confirmed cases of dengue per week, 2013-2015, Centre for Occupational Health and Public Safety, French Polynesia