

## Update on the Dengue situation in the Western Pacific Region

### Northern Hemisphere

#### China (no updates)

As of 31 December, there were 3,884 cases of dengue reported in 2015 for China, with majority of the cases being reported during September and October. From 1 to 31 December 2015, 62 dengue cases were reported with no associated deaths. The number of cases in the month of December decreased sevenfold compared to the number reported in the previous month (n=470) and lower than the number of cases reported in December 2014 (n=180) (Figure 1).

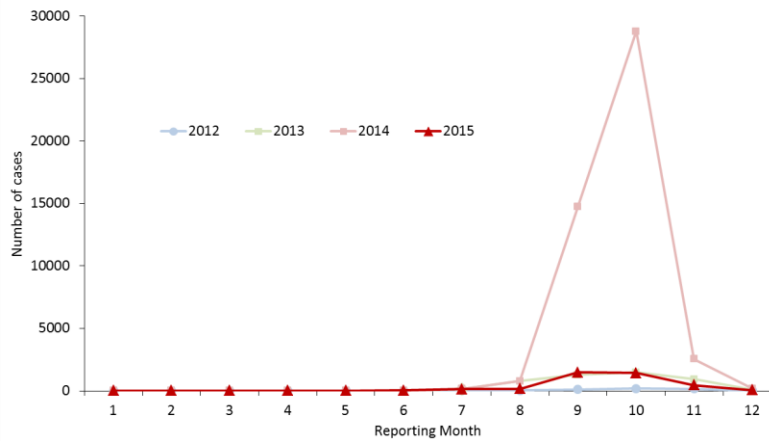


Figure 1: Number of dengue cases per month, China 2012-2015  
(Source: National Health and Family Planning Commission)

#### Malaysia (no update)

From 10 to 16 January 2016, there were 3,500 cases of dengue reported, higher than the previous week (n=3,337). The number of cases exceeded the number for the same period in 2015 and exceeded the median number for 2011-2015. From 10 to 16 January 2016 there were 10 dengue deaths reported, bringing the total number of deaths for 2016 to 14, compared to a total of 8 deaths from the same reporting period in 2015.

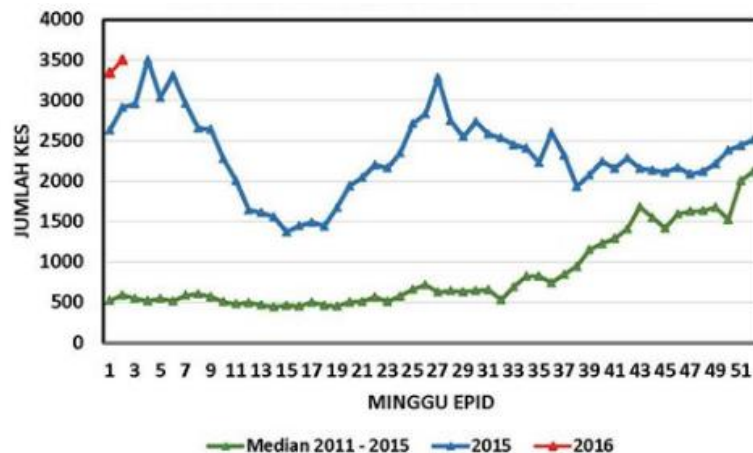


Figure 2: Number of dengue cases per week 2015-2016, Department of Health, Malaysia

## Philippines

As of 31 December, 2015, there were 200,415 suspected cases of dengue, including 598 deaths, reported in Philippines. This is 64.8% higher compared with the same reporting period in 2014 (n=121,580) (Figure 3). From 27 to 31 December, 2015 (week 52), there were 136 suspected cases of dengue reported. (NOTE: Case counts reported here do not represent the final number and will change after inclusion of delayed reports)

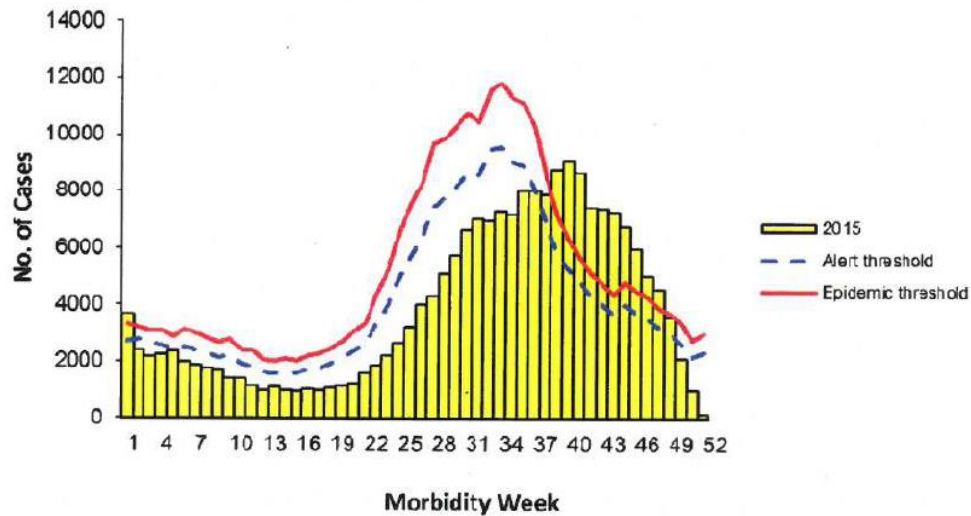


Figure 3: Number of dengue cases per morbidity week in 2015, Department of Health National Epidemiology Centre, Philippines

## Singapore

From 24 to 30 January 2016, 630 dengue cases were reported, lower than the previous week (n=636) and higher than the number reported for the same period in each of the last five years (2011-2015) (Figure 4).

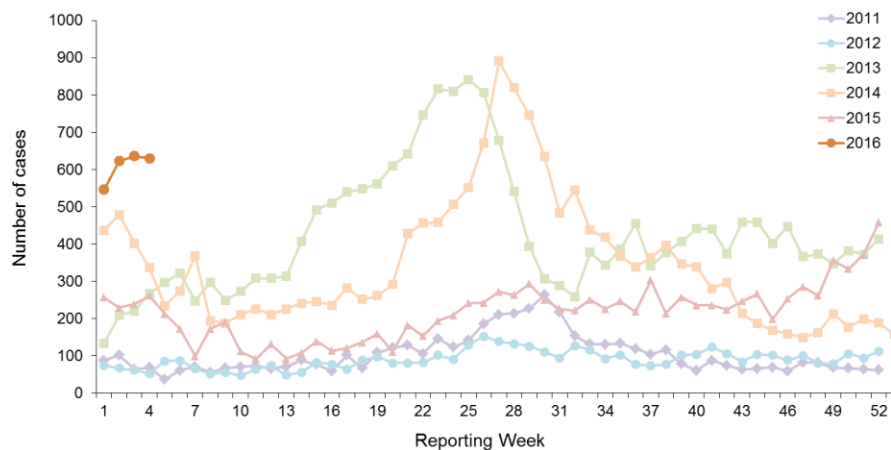


Figure 4: Number of dengue cases per week 2011-2016, Communicable Diseases Division, Ministry of Health Singapore

### Cambodia (no update)

As of 29 December 2015, there were 15,412 cases of dengue, including 38 deaths [CFR=0.2%], reported in Cambodia. The number of cases is decreasing and it follows a similar trend to that observed in 2011 to 2014. In the week ending 29 December 2015, there were 183 cases reported, which is higher than the previous week (n=65) (Figure 5).

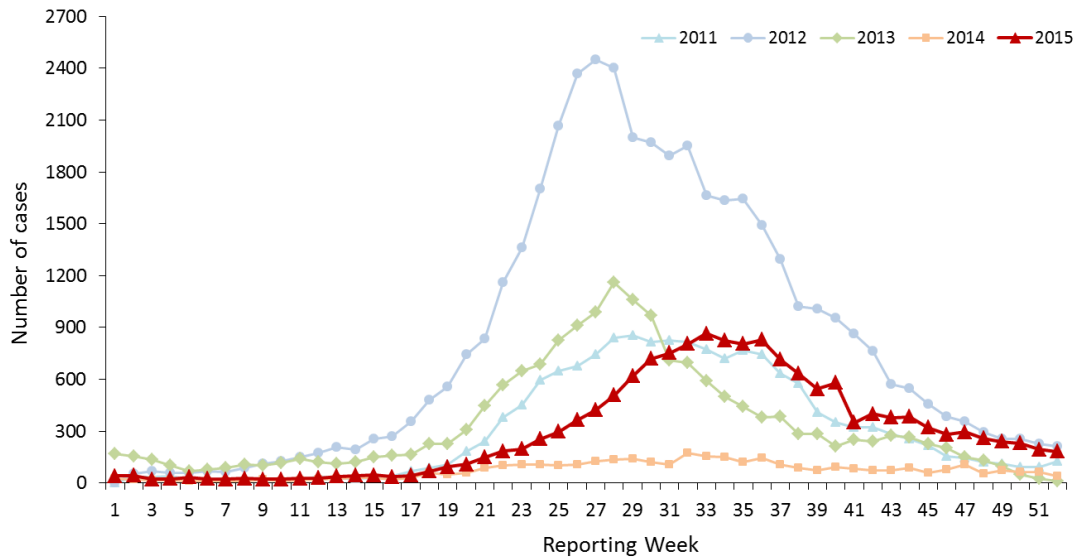


Figure 5: Number of dengue cases per reporting week from sentinel hospital sites, 2011-2015, Ministry of Health Cambodia

### Lao PDR

As of 29 January 2016, there were 96 cases of dengue and 1 death reported in Lao PDR for 2016. From 23 to 29 January 2016, 30 dengue cases were reported, which is higher than the previous week (n=23) (Figure 6). There is no country level alert for the week ending 29 January 2016.

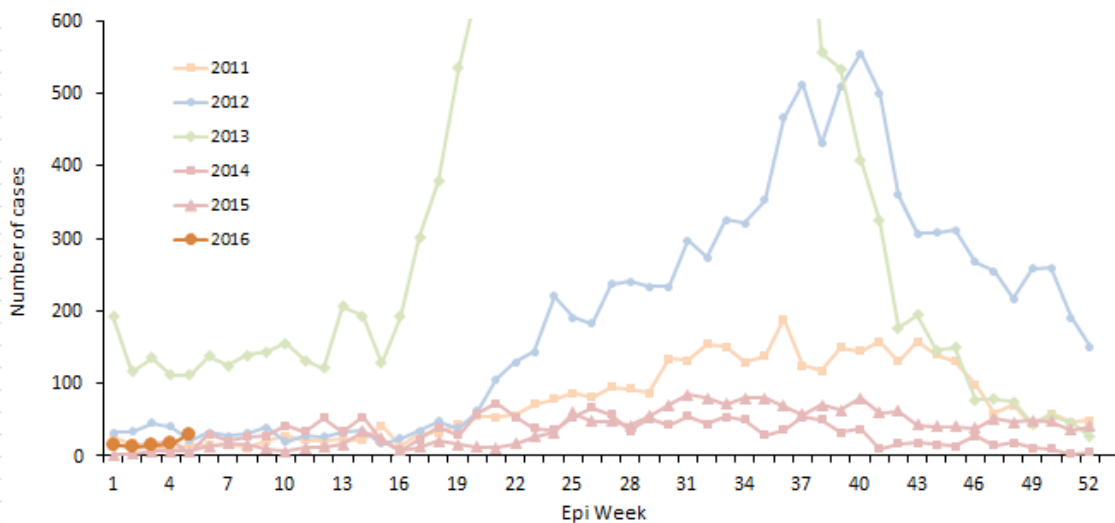


Figure 6: Number of dengue cases per week, 2011-2016, National Center for Laboratory and Epidemiology, Ministry of Health Lao PDR

### Viet Nam (No update)

As of 31 December 2015, there were 97,476 cases of dengue, including 61 deaths, reported in 54 out of 63 provinces in Viet Nam. The cumulative number of cases reported in 2015 was higher than cases reported in 2014 for the same reporting period and is also higher than the median in 2010-2014 for the same reporting period (Figure 7). In December 2015, there were 17,033 cases reported including 8 deaths. Compared to November (20,910 cases and 10 deaths), the number of cases decreased by 18.5%.

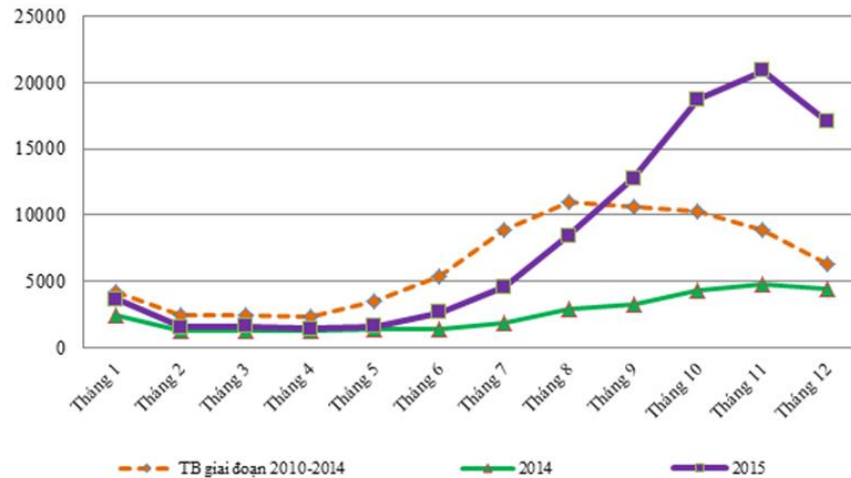


Figure 7: Number of dengue cases reported by month in 2015 compared to 2014 and median number of 2010-2014 period, General Department of Preventative Medicine, Ministry of Health, Viet Nam

## Southern Hemisphere

### Australia

As of 31 January 2016, there were 102 laboratory-confirmed dengue cases in Australia. This is the lowest among the same reporting periods of the last 5 year (n=270) (Figure 8).

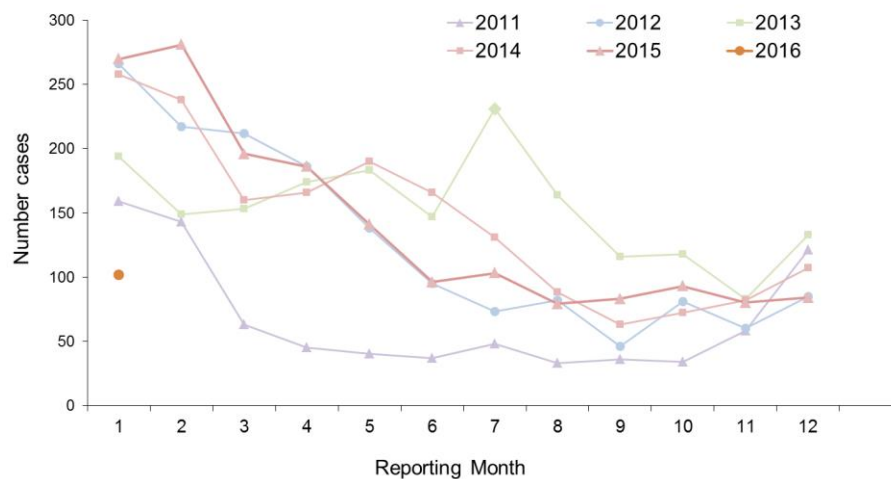


Figure 8: Number of reported laboratory-confirmed dengue cases per month 2011-2016, Department of Health, Australia

## Pacific Islands Countries and Areas

### French Polynesia

From 25 to 31 January 2016, 53 confirmed dengue cases were reported in French Polynesia (Figure 9) including 2 hospitalizations (1 severe case). Six (6) of the 53 cases were confirmed as DENV-1 infection. Case numbers in weeks 1 to 4 of 2016 substantially exceeded the epidemic threshold.

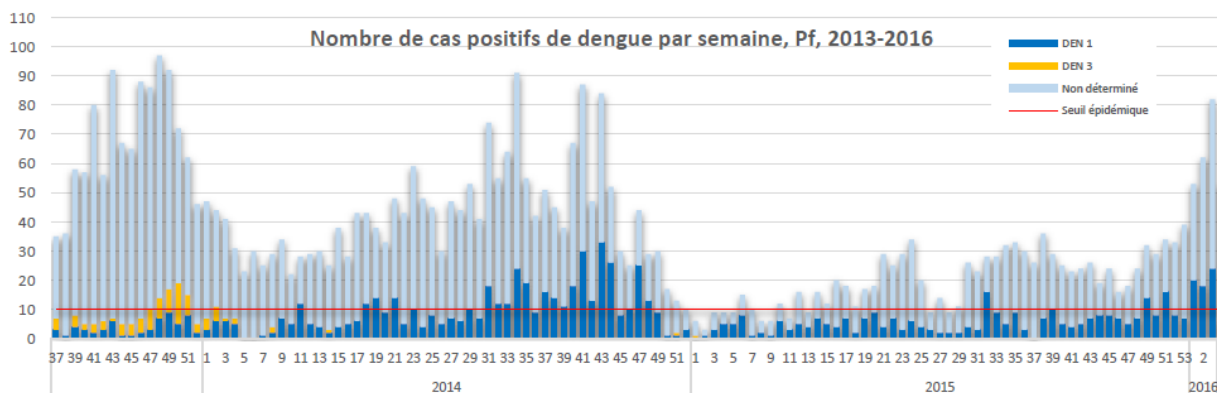


Figure 9: Number of laboratory-confirmed cases of dengue per week in 2015-2016, Centre for Occupational Health and Public Safety, French Polynesia

### Papua New Guinea (No update)

A total of 170 cases were seen at the Daru Hospital Outpatient department, Daru, Western Province from 4 November 2015 to 8 January 2016. There were a total of 126 clinical cases and 44 confirmed cases (2 confirmed by PCR as DENV-2). Age of cases ranged between 6 years – 35 years of age with under 5 year olds representing 12 % (21/170) of cases. Seven (7) severe clinical cases were admitted. All have recovered and were discharged.