



# Hong Kong SAR, China, 2009

Population	
Total population*	7 022 089
Births	> 80 000
NIP target	82 102

\* United Nations, Department of Economic and Social Affairs, Population Division (2009). World Population Prospects: The 2008 Revision, CD-ROM Edition.

Finance	
GDP* per capita	US\$ 30 891.74
Line item in budget for vaccines?	No data
Line item in budget for injection supplies?	No data
% of NIP costs government funded	100%
% of NIP vaccine government funded	100%

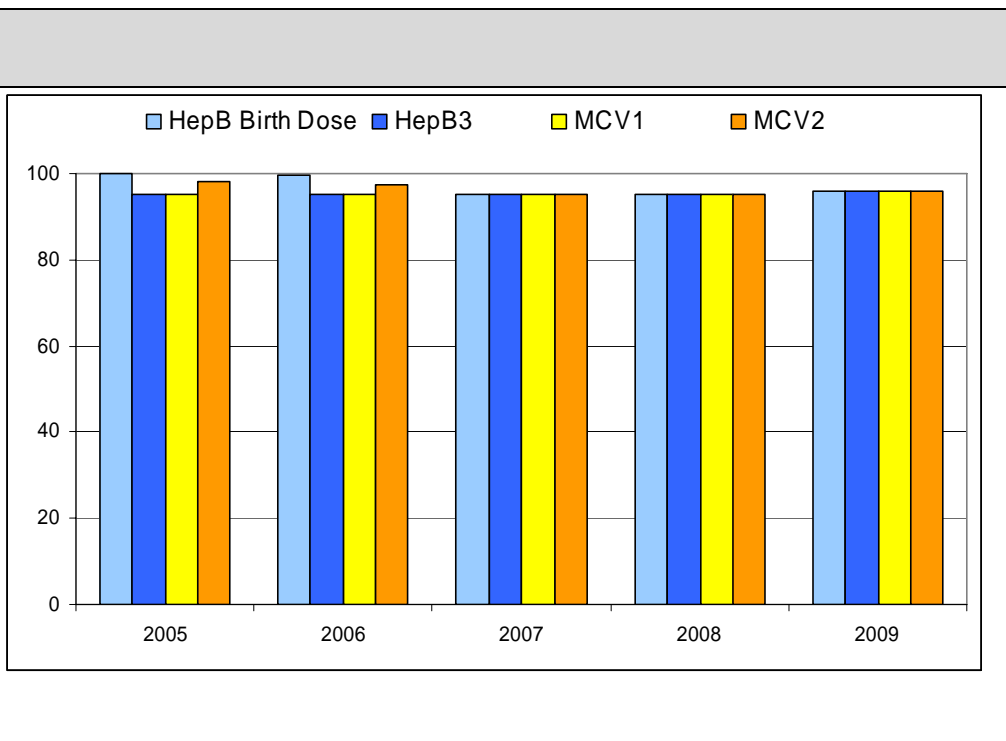
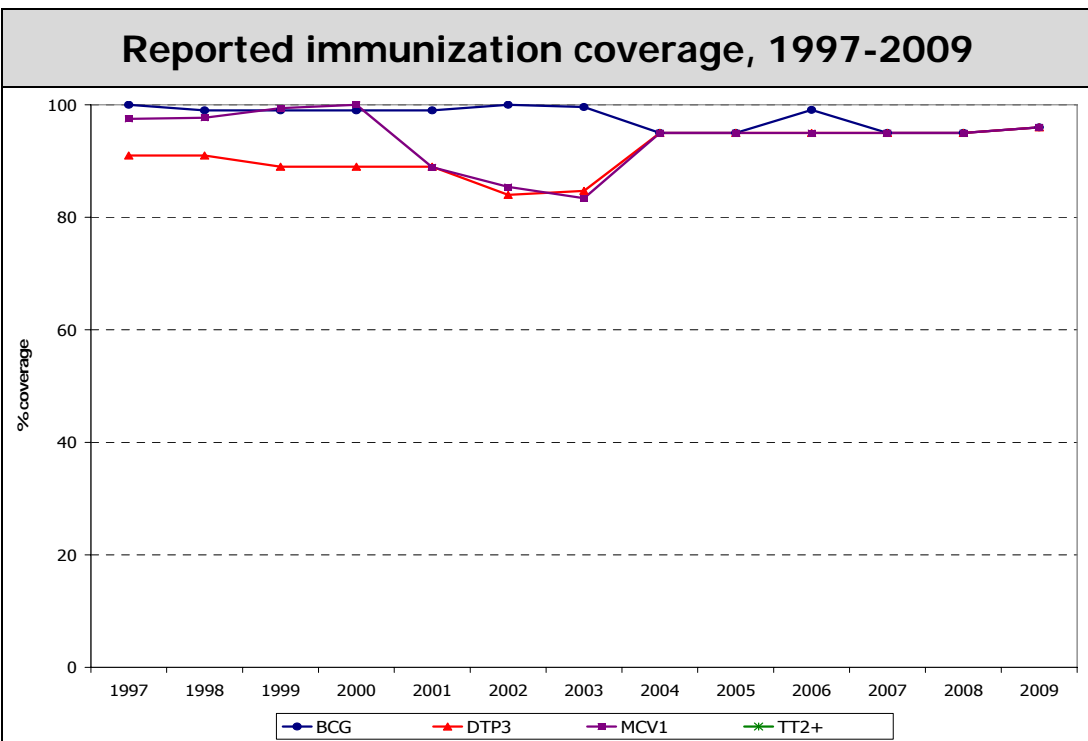
\*Western Pacific Country Health Information Profiles, 2009 Revision

NIP priority needs
1. Maintain high immunization coverage (>95%) for all vaccines under the childhood immunization programme



Delivery of immunization services	
% of population served by outreach	No data
No. (%) of districts with DTP3 coverage < 50%	0 (0%)
No. (%) of districts with DTP3 coverage > 90%	1 (100%)
No. (%) of districts with MCV1 coverage < 80%	0 (0%)
No. (%) of districts with MCV1 coverage > 90%	1 (100%)
No. (%) of districts w/ DTP drop-out > 10%	0
No. (%) of districts w/ DTP1 – MCV1 drop-out >10%	0

Immunization schedule			
BCG	B	MMR	M12; P1
DTPIPV (acellular)	M2; M4; M6; M18; P1	OPV	No data
HepB	B; M1; M6	Pneumo_conj	M2; M4; M6; M12-15
Influenza	No data	Td	No data
IPV	No data	dTap_IPV	P6



Reported cases												
Year	AFP		Measles		Neonatal tetanus		Total tetanus		Diphtheria		Pertussis	
	Non-polio AFP rate	% adequate specimens	Cases	IR	Cases	IR	Cases	IR	Cases	IR	Cases	IR
2000	1.2	61%	61	9.2	0	0.0	7	0.1	0	0.0	11	0.2
2001	1.5	56%	179	26.5	0	0.0	4	0.1	0	0.0	15	0.2
2002	1.8	60%	61	8.9	0	0.0	2	0.0	0	0.0	23	0.3
2003	1.1	92%	33	4.8	0	0.0	3	0.0	0	0.0	5	0.1
2004	1.4	100%	51	7.3	0	0.0	3	0.0	0	0.0	10	0.1
2005	2.2	77%	65	9.2	0	0.0	0	0.0	0	0.0	32	0.5
2006	1.6	79%	106	14.9	0	0.0	2	0.0	0	0.0	21	0.3
2007	1.9	91%	88	12.2	0	0.0	1	0.0	0	0.0	31	0.4
2008	1.3	92%	69	9.5	0	0.0	0	0.0	0	0.0	25	0.3
2009	1.2	73%	22	3.1	0	0.0	1	0.0	0	0.0	16	0.2

Non-polio AFP rate = incidence per 100 000 under 15 years; % adequate specimens = % of AFP cases with 2 specimens within 14 days of paralysis onset.  
 IR = incidence rate: for measles, per 1 000 000 population; for neonatal tetanus, per 1000 live births; for all others, per 100 000 population. Total tetanus includes neonatal tetanus cases.  
 Population source: United Nations, Department of Economic and Social Affairs, Population Division. World Population Prospects.

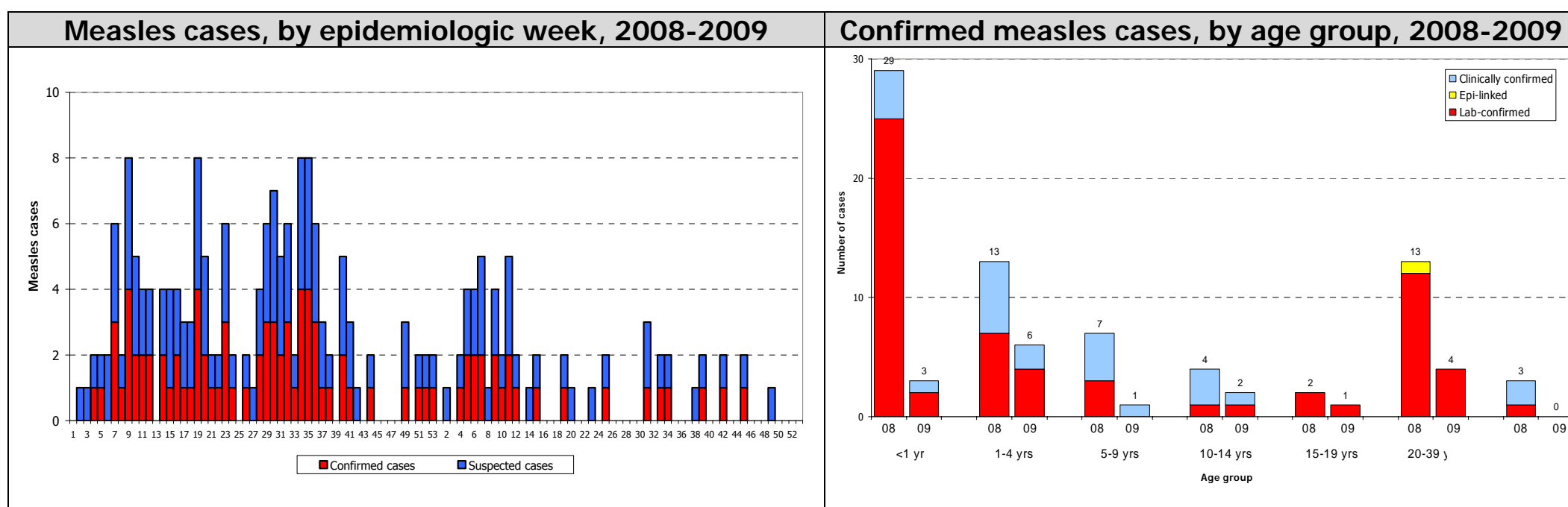


Plans/Review	Available	Period covered	Safe immunization	
Multi-year plan (MYP)	Yes	2009 onwards	% of districts using AD syringes	0%
Annual workplan for immunization activities	Yes		System to monitor AEFI	Yes
Includes measles elimination activities	Yes		Number of AEFI	8
Includes Hepatitis B control activities	Yes		Disposal methods	Burial
Updated wild poliovirus importation and cVDPV response plan	Yes			
Injection safety review	Yes			

Measles elimination				
Confirmed measles case rate		3.1	Year of MCV1 introduction	1967
Discarded measles case rate	(Target: $\geq 2/100,000$ pop)	0.1	Year of MCV2 introduction	1996
% suspected cases w/ adeq. specimens	(Target: at least 80%)	71.9%	Year and target pop of last SIA	1997; Y1-9
Does surv. system assess measles importation? (No. of imp. cases)		Yes (3)	No. vaccinated (coverage achieved)	> 97%

Rubella				
Rubella containing vaccine in NIP		Yes	Number of rubella cases (IgM+)	7
Is rubella notifiable?		Yes	Surveillance system for CRS	Yes

From measles case-based surveillance data



Operational indicators for Hepatitis B control program			
Year HepB vaccine first used in NIP	1984	Systems to monitor HepB vaccine birth dose	Hospitals
Year HepB vaccine expanded nationwide	1988	Systems to deliver HepB vaccine birth dose	Hospitals
HepB vaccine birth dose in schedule	Yes	Estimated chronic infection rate in under 5 years old	< 1%
HepB vaccine birth dose coverage within 24 hours	> 95%	No. of districts with >10% difference between DTP3-HepB3	0

Disease	Type of surveillance system	Year surveillance start	Number of facilities under sentinel surveillance	Number of patients positive
Rotavirus diarrhea	No data	No data	No data	No data
Bacterial meningitis	Nationwide	No data	No data	2
Bacterial pneumonia	Nationwide	No data	No data	No data
Meningoencephalitis	Nationwide	No data	No data	No data

**Note:** Unless otherwise specified, data are from WHO/UNICEF Joint Reporting Form for Immunization.